



## Product Guide 2015 - 2016

Excel is a world-class premium performing end-to-end infrastructure solution  
- designed, manufactured, supported and delivered - without compromise.

[www.excel-networking.com](http://www.excel-networking.com)

**excel**  
without compromise.



Excel is a world-class premium performance end-to-end infrastructure solution - designed, manufactured, supported and delivered - without compromise.

Excel is driven by a team of industry experts based in the UK, ensuring the latest innovation and manufacturing capabilities are implemented to surpass industry standards for quality and performance, technical compliance and ease of installation and use.

With an emphasis on compatibility and standards compliance 'from cable to rack', reliability and product availability, Excel is the complete trusted solution. Since the brand was launched to the UK market in 1997, Excel has enjoyed formidable growth and is sold in over 70 countries throughout EMEA. Excel has offices in Birmingham, St Neots and City of London in the UK and in Dubai in the United Arab Emirates.

The meteoric rise of the brand reflects a growing demand throughout EMEA for a reliable, standards-compliant, readily available, structured cabling and racking system. Excel is able to deliver this mix through a growing base of distributors and integrators across the region, which combine to make the brand an increasingly viable option.

With a focus on, system performance, independent verification and a 25 year product and application warranty, when installed by an Excel Partner, it's easy to see why this is the system of choice in many government, education, retail, finance and enterprise installations. This catalogue provides a complete overview of the Excel product range, as new products are added to the range these will be added to the online catalogue.

Please be aware that not all products are available in every country, so please check with your local provider to check availability.


[www.excel-networking.com](http://www.excel-networking.com)

## Excel 25 year system warranty

When installed by an Excel Partner the Excel Cabling System is backed by a 25 year application warranty.




- Registered sites covered by 25 year application warranty
  - Link warranty as standard, channel on application
  - Issued to ISO, EN and TIA standards
  - Warranty available covers copper, fibre, voice cabling systems and Environ<sup>®</sup> Floor Standing Racks when installed as part of a total Excel solution.
  - Bandwidth warranty
- Category 6<sub>A</sub> warranty covers support of 10 Gigabit Ethernet



## Excel Partner Programme

There are many advantages to becoming an Excel Partner including:

- 25 year system warranty
- Personalised Products
- Personalised PDF Literature
- Sales and Technical Training
- Project Price Support
- Free Technical Support




To receive further details and an application form simply email [sales@excel-networking.com](mailto:sales@excel-networking.com)



This Excel Product Guide introduces a number of new products to the already extensive Excel range. This continued development of our product offering means you can be sure that you are installing the latest and most cost effective products available.

Some of the latest additions to the Excel System include:




Page 25

### Excel Category 6<sub>A</sub> Screened (U/FTP) S-Foil Cable External Grade

Excel External Category 6<sub>A</sub> Screened (U/FTP) Cable designed to offer performance with the protection to allow it to be installed externally.

Ideal for connecting external equipment such as IP Cameras or Wireless Access Points using a cable that can be installed into external ducts and pathways.



Page 37

### Excel Mixed Use Patch Panel Frames

The Excel Mixed Use Panel accepts either and/or both copper and fibre modules. The ability to have fibre and copper presented in one panel offers flexibility in the installation, reduces required rack space and provides future proofing in system design.



Page 88

### Excel Consolidation Point Box

The Excel Consolidation Point Box has been designed for maximum flexibility allowing it to be used to support both Copper and Fibre Cabling Systems. Designed around special 'half width' profiles it can be used for mounting unloaded 12 port copper panels that can house Category 5e, Category 6 and Category 6<sub>A</sub> screened and unscreened keystone outlets.



Look for the NEW sign throughout the catalogue.

**NEW**  
excel

## Excel Pre-Terminated Breakout Cable

Excelerator pre terminated Break-out cables are constructed from customer defined 2mm Tight Buffered multi core fibre cable.

Standard cable assemblies are designed to offer a high degree of flexibility through available features and options and include choices of multimode and singlemode, core counts and connector style's allowing each cable to be manufactured to fit the exact application.



Page 100

## Excel Intelligent PDU Family

The Excel Intelligent PDU Family offers a high specification portfolio of power distribution units that are designed to suit any environment, where monitoring or managing of information is required. Excel is able to offer a PDU with up to 48 sockets with any combination of socket type including UK, Schuko, C13, C19 etc.



Page 203

## Excel Desktop Power Distribution Units

Excel Desktop Power Distribution Units offer a convenient addition to the work place.

Available with either UK or Schuko power sockets and options for 6c apertures to accept data outlets and USB power.

They are supplied in a stylish anodised aluminium outer casing and they are easily fitted to the desktop with the supplied clamps.



Page 207

## Contents

Copper Structured Cabling Systems

7

Fibre Optic Cabling Systems

91

Blown Fibre Systems

125

Environ Networking Racks and  
Open Frames

149

Voice Cabling Systems

209

Accessories

223

Whilst every attempt has been made to show exact photos of the products available within this catalogue, please note that sometimes only the style of the product is depicted.

# Excel Copper Structured Cabling Systems

Cable Types	9
Excel Patch Panel - Product Selector	10
Excel Modular Panel - Product Selector	12
Excel Mounting Hardware - Product Selector	14
Excel Mounting Hardware - Faceplate Product Selector	16
Excel Mounting Hardware - Faceplate Product Selector Modules - Euromod	18
Excel Mounting Hardware - Faceplate Product Selector Modules - 6c	20
Excel Category 7A Screened (S/FTP) Cable - 1000 MHz	21
Excel Category 7A Plus Screened (S/FTP) Cable - 1200 MHz	22
Excel Category 6A Unscreened (U/UTP) Cable - LSOH	23
Excel Category 6A Screened (U/FTP) S-Foil Cable - LSOH	24
Category 6A Screened (U/FTP) S-Foil Cable External Grade	25
Excel Category 6A Screened (F/FTP) S-Foil Cable - LSOH	26
Excel Category 6A Unscreened Twisted Pair (U/UTP) Patch Leads - LSOH	27
Excel Category 6A Screened Twisted Pair (F/FTP) Patch Leads - LSOH	28
Excel Category 6A Solid Core (U/FTP) Screened Harness/Switch Link Leads	29
Excel Category 6A HD Solid Core (U/FTP) Leads	30
Excel Category 6A Solid Core (F/FTP) Screened Harness/Switch Link Leads	31
Excel Unloaded Keystone Jack Modular Patch Panel	32
Excel Angled Keystone Jack Patch Panel Frames - Unloaded	33
Excel Keystone V Patch Panel Frame	34
Excel Unloaded Keystone Jack Modular Patch Panel, 0.5U	35
Excel MicroLan Keystone Patch Panel - Empty	36
Excel Mixed Use Patch Panel Frames	37
Excel Category 6A Unscreened Keystone Jack	38
Excel Category 6A Low Profile Screened Keystone Jack - Toolless	39
Excel Category 6A Screened Keystone Jack - Toolless	40
Excel Category 6A Low Profile Unscreened Keystone Jack - Toolless	41
Excel Category 6A Screened Angled Keystone Jack - Toolless	42
Excel 6 Port Category 6A Screened Module	43
Excel Category 6 Unscreened Twisted Pair (U/UTP) Cable - LSOH	43
Excel Category 6 Unscreened Twisted Pair (U/UTP) Cable - 23AWG - PVC	44
Excel Dual Category 6 Unscreened Twisted Pair (U/UTP) Cable	44
Excel Category 6 Unscreened Twisted Pair (U/UTP) - External Grade (PE)	45
Excel Category 6 Screened Twisted Pair (F/UTP) Cable	45
Excel Dual Category 6 Screened Twisted Pair (F/UTP) Cable	46
Excel Category 6 Unscreened Twisted Pair (U/UTP) - Patch Leads Booted - LSOH	47
Excel Category 6 Unscreened Twisted Pair (U/UTP) - Solid Patch Leads Booted - LSOH	48
Excel Category 6 Screened Twisted Pair (F/UTP) - Patch Leads Booted	48
Excel Category 6 Unscreened RJ45 Patch Panels	49
Excel Category 6 Unscreened RJ45 Right Angle Patch Panel	49
Excel Plus - Category 6 Unscreened RJ45 Patch Panels	50
Excel Plus - Category 6 Unscreened RJ45 Modular Patch Panel	50
Excel Category 6 Screened RJ45 Patch Panel	51
Excel Category 6 Unscreened RJ45 Module	51
Excel Category 6 Unscreened RJ45 Module - Low Profile	52
Excel Category 6 Unscreened RJ45 Plastic Faceplates - Loaded	52
Excel Office Category 6 Unscreened RJ45 Module - Low Profile	53
Excel Category 6 Unscreened RJ45 Module - 6c Low Profile	53
Excel Category 6 Unscreened RJ45 Module - 6c	54
Excel Category 6 Unscreened RJ45 Module - 3 in 1	54
Excel Category 6 Unscreened Keystone Jack Outlets	55
Excel Category 6 Low Profile Unscreened Keystone Jack - Toolless	56
Excel Category 6 Unscreened Angled Keystone Jack - Toolless	57
Excel Category 6 Screened Keystone Jack - Toolless	58
Excel 6 Port Category 6 Unscreened Module	59
Excel 6 Port Category 6 Screened Module	60
Excel Plus - Category 6 Surface Mount Boxes	61

Excel Plus Category 5e Unscreened Twisted Pair (U/UTP) Cable	61
Excel Category 5e Unscreened Twisted Pair (U/UTP) Cable – LSOH	62
Excel Category 5e Unscreened Twisted Pair (U/UTP) Cable – External Grade	62
Excel Category 5e Unscreened Twisted Pair (U/UTP) Cable – Patch Cable	63
Excel Category 5e Unscreened Twisted Pair (U/UTP) – Patch Leads Booted – LSOH	64
Excel Category 5e Unscreened Twisted Pair (U/UTP) – Patch Leads Booted – LSOH	65
Excel Category 5e Unscreened Twisted Pair (U/UTP) – Patch Leads Crossover – LSOH	66
Excel Category 5e Screened Twisted Pair (F/UTP) Cable	66
Excel Category 5e Screened Twisted Pair (F/UTP) – Patch Leads Booted	67
Excel Category 5e Screened Twisted Pair (F/UTP) – Patch Leads Crossover – LSOH	67
Excel Category 5e Unscreened RJ45 Patch Panels – Black	68
Excel Category 5e Unscreened RJ45-RJ45 Through Coupler Panels - Black	68
Excel Category 5e Unscreened RJ45 Patch Panels – Coloured	69
Excel Plus – Category 5e Unscreened RJ45 Patch Panels	70
Excel Category 5e Unscreened Right Angle RJ45 Patch Panels	70
Excel Plus – Category 5e Unscreened Right Angle RJ45 Patch Panels	71
Excel Category 5e Screened Right Angle RJ45 Patch Panels	71
Excel Category 5e Unscreened RJ45 Modules	72
Excel Category 5e Unscreened RJ45 Plastic Faceplates – Loaded	72
Excel Category 5e Unscreened RJ45 Modules – 3 in 1	73
Excel RJ45 Metal Faceplates	74
Excel Category 5e Unscreened RJ45 Module – Low Profile	74
Excel Office Category 5e Unscreened RJ45 Module - Low Profile	75
Excel Category 5e Unscreened Module – 6c Low Profile	75
Excel Category 5e Unscreened RJ45 Module – 6c	76
Excel Category 5e Unscreened Keystone Jack Outlets	76
Excel Category 5e Low Profile Unscreened Keystone Jack –Toolless	77
Excel Plus – Category 5e Surface Mount Boxes	78
Excel Voice Modules	78
Excel Category 5e Screened RJ45 Module	79
Excel Category 5e Screened Plastic Faceplates – Loaded	79
Excel Category 5e Screened Keystone Jack – Toolless	80
Excel Category 5e Screened Keystone Jack Outlets	81
Excel 6c Faceplates	81
Excel Mounting Hardware	82
Excel Office Mounting Hardware	83
Excel Mounting Hardware - Back Boxes	84
Excel 1 & 2 Port Keystone Surface Mount Box	84
Excel Curved 45 x 45 mm Keystone Shutters	85
Excel Flat 45 x 45 mm Keystone Shutters	85
Excel Angled 2 Port Keystone 50 x 50 mm Faceplate	86
Excel 2 Port 6c Collar and Mounting Frame	86
Excel Grid Outlet Position (GOP) Box Plus	87
Excel Grid Outlet Position (GOP) Box Plus (continued)	88
Excel Consolidation Point Box	88
Category 5e Contractor Pack	89
Excel Blanking Plates and Letterbox Panels	89
Excel Cable Management Bars	90



## Cable Types

The first letter of the acronym describes the overall screening. The second letter describes the screening of individual pairs and the TP refers to the Twisted Pairs.

The reason for the additional letter at the beginning of the acronym is to avoid confusion of the different types of screened cables which have been developed in the last few years.

### Example




	F/UTP
Describes the overall screen	↑
Describes the screening of the pairs	↑
Describes the Twisted Pairs	↑

The following are the types of cable recognised in the ISO/IEC 11801 standard.

<p><b>U/UTP</b></p> <p>Unscreened outer with unscreened twisted pairs</p>		<p><b>SF/UTP</b></p> <p>Screened braid and foil outer with unscreened twisted pairs</p>	
<p><b>F/UTP</b></p> <p>Screened foil outer with unscreened twisted pairs</p>		<p><b>S/FTP</b></p> <p>Screened braid outer with individual screened foil twisted pairs</p>	
<p><b>U/FTP</b></p> <p>Unscreened outer with individual screened foil twisted pairs</p>		<p><b>F/FTP</b></p> <p>Screened foil outer with individual screened foil twisted pairs</p>	
<p><b>U/FTP</b></p> <p>Unscreened outer with two sets of two pairs foil screened in "S" configuration</p>		<p><b>F/FTP</b></p> <p>Screened foil outer with two sets of two pairs foil screened in "S" configuration</p>	

## Excel Patch Panel - Product Selector

The Excel range offers a broad choice of PCB Board Patch Panel designs

	Patch Panels					
	Excel Category 6 Unscreened	Excel Category 6 Unscreened Right Angle Panel	Excel Plus Category 6 Unscreened	Excel Plus Category 6 Unscreened Modular Panel - Loaded	Excel Category 6 Screened	Excel Category 5e Unscreened
	<p><u>P/N 100-304</u> 24 port - Black</p> <p><u>P/N 100-306</u> 48 port - Black</p>	<p><u>P/N 100-302</u> 24 port - Black</p> <p><u>P/N 100-394</u> 48 port - Black</p>	<p><u>P/N 100-372</u> 24 port - Black</p> <p><u>P/N 100-380</u> 48 port - Black</p>	<p><u>P/N 100-016*</u> 24 port - Black</p> <p><small>*use in conjunction with 100-017</small></p>	<p><u>P/N 100-013</u> 24 port - Black</p>	<p><u>P/N 100-720</u> 16 port - Black</p> <p><u>P/N 100-726</u> 24 port - Black</p> <p><u>P/N 100-722</u> 32 port - Black</p> <p><u>P/N 100-728</u> 48 port - Black</p>
						
Rear management tray	✓	✓		✓	✓	
Enhanced Slide Label System			✓			
Cage nuts and 1-96 label kit included	✓	✓	✓		✓	✓
25 Year Warranty available	✓	✓	✓	✓	✓	✓

For copies of the product specification sheets and Delta certificates, where applicable, please visit the downloads area of [www.excel-networking.com](http://www.excel-networking.com)



Excel Category 5e Unscreened Through Coupler	Excel Category 5e Unscreened	Excel Category 5e Unscreened	Excel Category 5e Unscreened Right Angle Panel	Excel Plus Category 5e Unscreened Right Angle Panel	Excel Category 5e Screened Right Angle Panel
<u>P/N 100-309</u> 24 port - Black	<u>P/N 100-450</u> 24 port - Blue <u>P/N 100-451</u> 24 port - Red <u>P/N 100-452</u> 24 port - Green <u>P/N 100-453</u> 48 port - Blue <u>P/N 100-454</u> 48 port - Red <u>P/N 100-455</u> 48 port - Green	<u>P/N 100-470</u> 24 port - Black <u>P/N 100-480</u> 48 port - Black	<u>P/N 100-460</u> 24 port - Black <u>P/N 100-497</u> 48 port - Black	<u>P/N 100-490</u> 24 port - Black	<u>P/N 100-736</u> 24 port - Black
					
			✓	✓	✓
		✓		✓	
✓	✓	✓	✓	✓	✓
✓	✓	✓	✓	✓	✓

## Excel Modular Panel - Product Selector

The Excel Modular Panel range is compatible with a range of Keystone style jacks



### Patch Panels

Excel 16 Port  
Unloaded  
Keystone Patch  
Panel Frame -  
Black

P/N 100-025

Excel 24 Port  
Unloaded  
Keystone Patch  
Panel Frame -  
Black

P/N 100-026



### Modules

Excel Angled Butterfly Keystone Jack - Toolless

P/N 100-185 Chrome - Screened - Category 6<sub>A</sub>

P/N 100-213 Black - Unscreened - Category 6



Excel Butterfly Keystone Jack - Toolless

P/N 100-181 Chrome Low Profile Screened - Category 6<sub>A</sub>

P/N 100-182-WT White Low Profile Unscreened - Category 6<sub>A</sub>

P/N 100-182-BK Black Low Profile Unscreened - Category 6<sub>A</sub>

P/N 100-180 Screened Keystone Jack, Toolless - Category 6<sub>A</sub>

P/N 100-210 Chrome - Screened - Category 6

P/N 100-215-WT White Low Profile Unscreened - Category 6

P/N 100-215-BK Black Low Profile Unscreened - Category 6

P/N 100-906 Chrome - Screened - Category 5e

P/N 100-202-WT White Low Profile Unscreened - Category 5e

P/N 100-202-BK Black Low Profile Unscreened - Category 5e



Excel Unscreened Keystone Jack IDC

P/N 100-156 White - Unscreened - Category 6<sub>A</sub>

P/N 100-156-BK Black - Unscreened - Category 6<sub>A</sub>

P/N 100-011 White - Unscreened - Category 6

P/N 100-011-BK Black - Unscreened - Category 6

P/N 100-010 White - Unscreened - Category 5e

P/N 100-010-BK Black - Unscreened - Category 5e



✓

✓

✓

✓

✓

✓

✓

✓

✓

✓

✓

✓

✓

✓

✓

✓

✓

✓

✓

✓

✓

✓

✓

✓

✓

✓

✓

✓

✓

✓

✓

✓





Excel 16 Port Unloaded Keystone Patch Panel Frame - Chrome	Excel 24 Port Unloaded Keystone Patch Panel Frame - Chrome	Excel 24 Port Unloaded Keystone Angled Patch Panel Frame - Black	Excel 24 Port Unloaded Keystone Angled Patch Panel Frame - Chrome	Excel 24-port Keystone V Patch Panel Frame - Black	Excel 24-port Keystone Patch Panel Frame, 0.5U
<u>P/N 100-027</u>	<u>P/N 100-028</u>	<u>P/N 100-023</u>	<u>P/N 100-024</u>	<u>P/N 100-040</u>	<u>P/N 100-041</u>
					
		✓ ✓	✓ ✓		
✓ ✓ ✓ ✓ ✓ ✓ ✓ ✓ ✓ ✓	✓ ✓ ✓ ✓ ✓ ✓ ✓ ✓ ✓ ✓			✓ ✓ ✓  ✓ ✓ ✓ ✓ ✓ ✓	✓ ✓ ✓  ✓ ✓ ✓ ✓ ✓ ✓
✓ ✓ ✓ ✓ ✓ ✓	✓ ✓ ✓ ✓ ✓ ✓			✓ ✓ ✓ ✓ ✓ ✓	✓ ✓ ✓ ✓ ✓ ✓

## Excel Mounting Hardware - Product Selector

Excel offers a range of Keystone Jacks with compatible straight or angled shutters and faceplate mounting options



### Keystone

Excel Category 6<sub>A</sub> Screened Keystone Toolless Jack

P/N 100-180 - Chrome



Excel Category 6<sub>A</sub> Low Profile Screened Keystone Toolless Jack

P/N 100-181 - Chrome



Excel Category 6<sub>A</sub> Low Profile Unscreened Keystone Toolless Jack

P/N 100-182-WT - White  
P/N 100-182-BK - Black



Excel Category 6<sub>A</sub> Unscreened Keystone Toolless Jack

P/N 100-156 - White  
P/N 100-156-BK - Black



Excel Category 6 Screened Keystone Jack

P/N 100-210 - Chrome



Excel Category 6 Unscreened Keystone Jack

P/N 100-011 - White  
P/N 100-011-BK - Black



Excel Category 6 Low Profile Unscreened Keystone Toolless Jack

P/N 100-215-WT - White  
P/N 100-215-BK - Black



Excel Category 5e Screened Keystone Toolless Jack

P/N 100-906 - Chrome



Excel Category 5e Low Profile Unscreened Keystone Toolless Jack

P/N 100-202-WT - White  
P/N 100-202-BK - Black



Excel Category 5e Unscreened Keystone Jack

P/N 100-010 - White  
P/N 100-010-BK - Black










### Shutter

#### Euromod 25 x 50 mm

Excel White Keystone Shutter	Excel Black Keystone Shutter	Excel White Angled Shutter	Excel Black Angled Shutter
P/N 100-014	P/N 100-014-BK	P/N 100-175	P/N 100-175-BK
✓	✓	✓	✓
✓	✓	✓	✓
✓	✓	✓	✓
✓	✓	✓	✓
✓	✓	✓	✓
✓	✓	✓	✓
✓	✓	✓	✓
✓	✓	✓	✓
✓	✓	✓	✓
✓	✓	✓	✓



	6c		Excel Office	45mm x 45mm	50mm x 50mm	45mm x 45mm
Excel White Angled Shutter	Excel White Keystone 6c Shutter	Excel White Angled 6c Shutter	Excel Office Angled Shutters	Excel Curved Keystone Shutters	Excel Angled 2 Port Keystone Faceplate	Excel Flat Shutters
<u>P/N 100-020</u>	<u>P/N 100-018</u>	<u>P/N 100-022</u>	<u>P/N 100-280 &amp; 100-280-GE</u>	<u>P/N 100-281 &amp; 100-282</u>	<u>P/N 100-283 &amp; 100-284</u>	<u>P/N 100-289 &amp; P/N 100-290</u>
						
✓	✓	✓	✓	✓	✓	✓
✓	✓	✓	✓	✓	✓	✓
✓	✓	✓	✓	✓	✓	✓
✓	✓	✓	✓	✓	✓	✓
✓	✓	✓	✓	✓	✓	✓
✓	✓	✓	✓	✓	✓	✓
✓	✓	✓	✓	✓	✓	✓
✓	✓	✓	✓	✓	✓	✓
✓	✓	✓	✓	✓	✓	✓
✓	✓	✓	✓	✓	✓	✓

# Excel Mounting Hardware - Faceplate Product Selector



## Shutter

### Euromod 25 x 50 mm

Excel White Keystone Shutter	Excel Black Keystone Shutter	Excel White Angled Shutter
------------------------------------	------------------------------------	----------------------------------

P/N 100-014

P/N 100-014-BK

P/N 100-175



## Faceplate

Excel Single Gang Bevelled  
Faceplate

P/N 100-712



✓

✓

✓

Excel Single Gang Flat  
Faceplate

P/N 100-714



✓

✓

✓

Excel Double Gang Bevelled Faceplate

P/N 100-716



✓

✓

✓

Excel Double Gang Flat Faceplate

P/N 100-718



✓

✓

✓

Excel Single Gang 6c  
Faceplate

P/N 100-670



Excel Double Gang 6c  
Faceplate

P/N 100-671



Excel Office Single Gang  
Faceplate c/w 2 half blanks

P/N 100-270



✓

Excel Office Double Gang  
Faceplate c/w 2 half blanks

P/N 100-271



✓

Excel Office Single Gang  
Faceplate c/w 2 half blanks - grey

P/N 100-270-GE



✓

✓

Excel Office Double Gang  
Faceplate c/w 2 half blanks - grey

P/N 100-271-GE



✓

✓






		6c		Excel Office	
Excel Black Angled Shutter	Excel White Angled Shutter	Excel White Keystone 6c Shutter	Excel White Angled 6c Shutter	Excel Office White Angled Shutter	Excel Office Grey Angled Shutter
P/N 100-175-BK	P/N 100-020	P/N 100-018 P/N 100-018-BK	P/N 100-022 P/N 100-022-BK	P/N 100-280	P/N 100-280-GE
					
✓	✓				✓
✓	✓				✓
✓	✓				✓
✓	✓				✓
		✓	✓		
		✓	✓		
✓				✓	✓
✓				✓	✓
	✓			✓	✓
	✓			✓	✓









# Excel Mounting Hardware - Faceplate Product Selector

## Modules - Euromod

Modules		Face Plate	
		Excel Single Gang Bevelled	Excel Single Gang
		P/N 100-712	P/N 100-714
			
Excel Category 6 Unscreened P/N 100-300 - White P/N 100-298 - Black		✓ ✓	✓ ✓
Excel Category 6 Unscreened Low Profile P/N 100-366 - White		✓	✓
Excel Category 5e Unscreened P/N 100-700 - White P/N 100-730 - Blue P/N 100-731 - Red P/N 100-732 - Green		✓ ✓ ✓ ✓	✓ ✓ ✓ ✓
Excel Category 5e Unscreened Low Profile P/N 100-760 - White P/N 100-763 - Black P/N 100-737 - Blue P/N 100-738 - Red P/N 100-739 - Green		✓ ✓ ✓ ✓ ✓	✓ ✓ ✓ ✓ ✓
Excel Category 5e Screened P/N 100-706 - White		✓	✓
Excel Voice Modules Secondary - Euro Style P/N 100-781 - White PABX - Euro Style P/N 100-783 - White PSTN - Euro Style P/N 100-785 - White PSTN - Euro Style, Left Hand Polarised P/N 100-796 - White		✓ ✓ ✓ ✓	✓ ✓ ✓ ✓
Excel Office Category 6 Unscreened Low Profile P/N 100-276 - White P/N 100-276-GE - Grey		✓	✓
Excel Office Category 5e Unscreened Low Profile P/N 100-275 - White P/N 100-275-GE - Grey		✓	✓

For copies of the product specification sheets and Delta certificates, where applicable, please visit the downloads area of [www.excel-networking.com](http://www.excel-networking.com)



Excel Double Gang Bevelled	Excel Double Gang	Excel Office Single Gang c/w 2 half blanks	Excel Office Double Gang c/w 2 half blanks	Excel Office Single Gang c/w 2 half blanks - grey	Excel Office Double Gang c/w 2 half blanks
P/N 100-716	P/N 100-718	P/N 100-270	P/N 100-271	P/N 100-270-GE	P/N 100-271-GE
					
✓ ✓	✓ ✓	✓	✓	✓	✓
✓	✓				
✓ ✓ ✓ ✓	✓ ✓ ✓ ✓	✓ ✓ ✓	✓ ✓ ✓	✓ ✓ ✓	✓ ✓ ✓
✓ ✓ ✓ ✓	✓ ✓ ✓ ✓	✓ ✓ ✓ ✓	✓ ✓ ✓ ✓	✓ ✓ ✓ ✓	✓ ✓ ✓ ✓
✓	✓				
✓ ✓ ✓ ✓	✓ ✓ ✓ ✓				
✓	✓				
✓	✓	✓ ✓	✓ ✓	✓ ✓	✓ ✓
✓	✓	✓ ✓	✓ ✓	✓ ✓	✓ ✓

# Excel Mounting Hardware - Faceplate Product Selector

## Modules - 6c



		Face Plate	
		Excel Single Gang 6c Faceplate	Excel Double Gang 6c Faceplate
		<u>P/N 100-670</u>	<u>P/N 100-671</u>
			
Keystone			
Excel Category 6 Unscreened RJ45 Module  <u>P/N 100-301</u> - White		✓	✓
Excel Category 5e Unscreened RJ45 Modules  <u>P/N 100-758</u> - White <u>P/N 100-759</u> - Black <u>P/N 100-733</u> - Blue <u>P/N 100-734</u> - Red <u>P/N 100-735</u> - Green		✓ ✓ ✓ ✓ ✓	✓ ✓ ✓ ✓ ✓
Excel Voice Module Secondary - 6c Style  <u>P/N 100-789</u> - White		✓	✓

For copies of the product specification sheets and Delta certificates, where applicable, please visit the downloads area of [www.excel-networking.com](http://www.excel-networking.com)

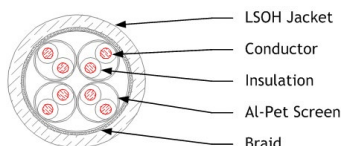



## Excel Category 7<sub>A</sub> Screened (S/FTP) Cable - 1000 MHz

The Excel Category 7<sub>A</sub> Screened S/FTP LSOH Cable is designed and manufactured to meet and exceed the ISO, CENELEC and TIA standards. This delivers Class F<sub>A</sub> link and channel performance supporting all applications detailed and proposed within the standards. This superior performance cable is ETL Component Verified.

Each cable consists of 4 pairs individually wrapped in a covering of high quality, strong, aluminium/polyester foil tape providing an individual screen for each pair. These sub units are then cabled together, with the pairs set to different lay lengths to ensure optimum performance, an overall braid screen is applied to provide further immunity to outside noise and to mitigate any risk of alien cross talk.

Excel Category 7<sub>A</sub> cables are jacketed in a yellow low smoke zero halogen (LSOH) flame retardant compound. Supplied on 500 metre plywood drums, each cable has a print legend identifying the specification, part code and sequential.



### Features


- Low Smoke Zero Halogen Jacket
- Category 7<sub>A</sub> Performance to 1000 MHz
- High performance design
- Individual foil pairs with overall braid screen
- 3rd Party Delta Verified Component Compliance

Description	Part Number
Category 7 <sub>A</sub> Screened S/FTP Yellow LSOH Cable - 1000 MHz	100-910
Category 7 <sub>A</sub> Screened S/FTP Violet LSOH Cable - 1000 MHz	100-910-VT
Category 7 <sub>A</sub> Screened S/FTP Dual Yellow LSOH Cable - 1000MHz	100-911



Please check with your local Excel Sales Office or distributor for in country product availability

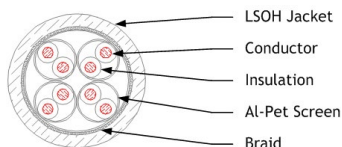
## Excel Category 7<sub>A</sub> Plus Screened (S/FTP) Cable - 1200 MHz



The Excel Category 7<sub>A</sub> Plus Screened S/FTP LSOH Cable is designed and manufactured to meet and exceed the ISO, CENELEC and TIA standards. This delivers Class F<sub>A</sub> link and channel performance supporting all applications detailed and proposed within the standards. The performance characteristics have been enhanced to 1200 MHz for specialist applications. This superior performance cable is ETL Component Verified by Delta (performance verification to 1000 MHz).

Each cable consists of 4 pairs individually wrapped in a covering of high quality, strong, aluminium/polyester foil tape providing an individual screen for each pair. These sub units are then cabled together, with the pairs set to different lay lengths to ensure optimum performance, an overall braid screen is applied to provide further immunity to outside noise and to mitigate any risk of alien cross talk.

Excel Category 7<sub>A</sub> cables are jacketed in a yellow low smoke zero halogen (LSOH) flame retardant compound. Supplied on 500 metre plywood drums, each cable has a print legend identifying the specification, part code and sequential.



### Features

- Low Smoke Zero Halogen Jacket
- Category 7<sub>A</sub> Performance enhanced to 1200 MHz
- High performance design
- Individual foil pairs with overall braid screen
- 3rd Party Delta Verified Component Compliance



Description	Part Number
Category 7 <sub>A</sub> + Screened S/FTP Yellow LSOH Cable - 1200 MHz	100-912
Category 7 <sub>A</sub> + Screened S/FTP Dual Yellow LSOH Cable - 1200MHz	100-913

## Excel Category 6<sub>A</sub> Unscreened (U/UTP) Cable – LSOH

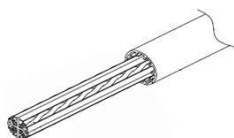
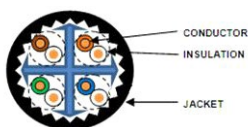

Excel Category 6<sub>A</sub> cables, and associated connectors, take the performance capabilities of copper infrastructure to new levels.

Designed to the current ISO EN and TIA standards for Class EA / Category 6<sub>A</sub>, performance these products are intended to deliver reliable, high network performance over permanent link distances of up to 90 metres and channels up to 100m, including applications such as 10GBASE-T, 10 Gigabit Ethernet.

Each cable consists of 4 unscreened twisted pairs which are formed around a specifically designed X filler, manufactured from lightweight flexible polyethelene. The use of a X filler to separate and maintain the position of conductors within high frequency unscreened cable designs has become standard practice following their introduction into Category 6 cables some years ago. By controlling - and making consistent - the spacing and positioning of each pair in relation to the others within the cable performance levels can be assured and issues such as crosstalk within and between cables can be addressed.

The term 'Alien Crosstalk' refers to the influence on the signal from a source external to the jacket sheath. i.e. it is the crosstalk from the other Category 6<sub>A</sub> cables. This revised design is now round and uses a saw tooth inner shape to the sheath to increase the air gap from adjacent cables. These resulting air gaps drastically reduce the risks of Alien Crosstalk. The risks are further mitigated by following good installation practices - refer to the Excel Installation Guide.

Excel Category 6<sub>A</sub> cables are jacketed in an Ice Blue low smoke zero halogen (LSOH) compound compliant with flame retardant standards as defined in IEC 60332-1 (option for IEC 60332-3), and smoke emission standards IEC61034. Supplied on 500 metre plywood drums, each cable has a print legend identifying the specification, part code and sequential metre marking which counts down from 500 metres to 1 metre, on each drum to reduce waste.




### Features

- Category 6<sub>A</sub> component compliant
- Suitable for 10 Gigabit, Ethernet applications
- Lightweight, Compact Round Design
- Low Smoke Zero Halogen Outer Sheath
- Conventional unscreened construction
- Compact, but robust, design
- Specified to 500MHz
- 25 Year System Warranty Available

Description	Part Number
Category 6 <sub>A</sub> U/UTP Cable LSOH Ice Blue 500m	100-189

## Excel Category 6<sub>A</sub> Screened (U/FTP) S-Foil Cable - LSOH



Excel Category 6<sub>A</sub> cables, and associated connectors, take the performance capabilities of copper infrastructure to new levels. The cable has been designed to exceed the ISO/IEC, TIA and CENELEC for Category 6<sub>A</sub> component requirements. This delivers Class E<sub>A</sub> link performance over distances of up to 90 metres which supports the applications including 10GBASE-T, 10 Gigabit Ethernet.

Each cable consists of two sets of two pairs wrapped together in an "S" configuration with high quality, strong, aluminium/polyester foil tape providing screening for each pair. The "S" Foil configuration ensures separation of the pairs that ensures the performance. By using two sets of two pairs has resulted in a reduced diameter and cable weight. The smaller cable diameter has reduced the cable cross-sectional area by 14.5%. This design change has been instigated to benefit the installer and end user in many direct and indirect ways. Reducing the size and weight means the cable occupies less space in the containment which in turn improves airflow in under floor installations. Less weight means that the containment can be of lighter construction. The individual pairs are set to different lay lengths to ensure optimum performance.

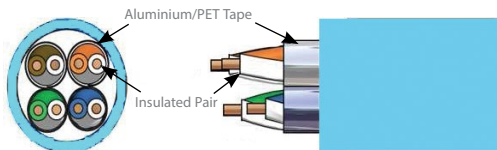
Excel Category 6<sub>A</sub> cables are jacketed in an Ice Blue low smoke zero halogen (LSOH) compound compliant with flame retardant standards as defined in IEC 60332-1, and smoke emission standards IEC61034.

In addition to supplying the cable on 500 m reels the "S" foil construction has allowed for the development of a 305 m relex box. The relex cable box has 2 handles and allows for easier, one person handling, in many installation situations. A dual cable is also available in a 500 m reel.



Photograph represents style only

**AVAILABLE  
IN 305M BOX**  
**excel**



### Features

- Lightweight, Compact Design
- Category 6<sub>A</sub> compliant
- Specified to 500MHz
- Suitable for 10GBASE-T, 10 Gigabit Ethernet Applications
- "S" foil screen
- Low Smoke Zero Halogen Outer Sheath
- Supports Power over Ethernet (PoE) and Power over Ethernet Plus (PoE-plus)
- Available in 500 m reels and 305 m boxes.
- 305 m box – 260 x 490 x 485 mm (approx) – 16.1 kg (approx)
- 25 Year System Warranty Available

Description	Part Number
Category 6 <sub>A</sub> U/FTP "S" Foil Cable LSOH, 500m, Ice Blue	100-191
Category 6 <sub>A</sub> U/FTP "S" Foil Cable LSOH, 305m, Ice Blue - Boxed	100-191-305M
Category 6 <sub>A</sub> U/FTP "S" Foil Cable LSOH, White	100-198
Category 6 <sub>A</sub> U/FTP "S" Foil Dual Cable LSOH, 500m, Ice Blue	100-194



## Category 6<sub>A</sub> Screened (U/FTP) S-Foil Cable External Grade

Excel External Category 6<sub>A</sub> Screened (U/FTP) Cable designed to offer performance with the protection to allow it to be installed externally. Ideal for connecting external equipment such as IP Cameras or Wireless Access Points using a cable that can be installed into external ducts and pathways.

Each cable consists of two sets of two pairs are wrapped together in an "S" configuration with high quality, strong, aluminium/polyester foil tape providing screening for each pair. The "S" Foil configuration ensures separation of the pairs that ensures the performance. By using two sets of two pairs has resulted in a reduced diameter and weight cable. The smaller cable diameter has reduced the cable cross-sectional area by 14.5%. This design change has been instigated to benefit the installer and end user in many direct and indirect ways. Reducing the size and weight means the cable occupies less space in the containment which in turn improves airflow in under floor installations. Less weight means that the containment can be of lighter construction. It also means that handling the cable on site is easier. Smaller diameter cable means that there is waste packaging to dispose of. The individual pairs are set to different lay lengths to ensure optimum performance. To assist with handling and installation the cable can either be supplied on 500m reels.

Excel external grade Category 6<sub>A</sub> cables are jacketed in Black UV and moisture resistant polyethylene. Supplied on 500 metre plywood drums, each cable has a print legend identifying the specification, part code and sequential metre marking which counts down from 500 metres to 1 metre, on each drum to reduce waste.



**NEW**  
excel



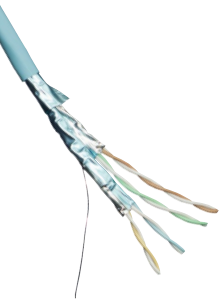
### Features

- 25 Year System Warranty Available
- Category 6<sub>A</sub> compliant
- Specified to 500MHz
- "S" foil screen
- Supplied on 500m reels
- External Grade Polyethylene Outer Sheath
- Supports 10 Gigabit Ethernet Application

Description	Part Number
Category 6 <sub>A</sub> U/FTP External Cable - 500m	100-980



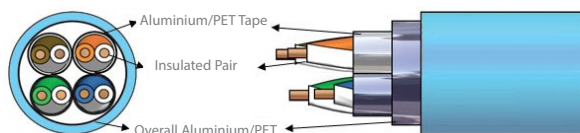
## Excel Category 6<sub>A</sub> Screened (F/FTP) S-Foil Cable - LSOH



Excel Category 6<sub>A</sub> - Augmented Category 6 - cables, and associated connectors, take the performance capabilities of copper infrastructure to new levels. The cable has been designed to exceed the ISO/IEC, TIA and CENELEC for Category 6<sub>A</sub>/Augmented Category 6 component requirements. This delivers Class E<sub>A</sub>/Augmented Category 6 link performance over distances of up to 90 metres which supports the applications including 10GBASE-T, 10 Gigabit Ethernet.

Each cable consists of two sets of two pairs wrapped together in an "S" configuration with high quality, strong, aluminium/polyester foil tape providing screening for each pair. The "S" Foil configuration ensures separation of the pairs that ensures the performance. These are then wrapped in another, overall foil. By using two sets of two pairs has resulted in a reduced diameter and cable weight. The smaller cable diameter has reduced the cable cross-sectional area by 19.7%. This design change has been instigated to benefit the installer and end user in many direct and indirect ways. Reducing the size and weight means the cable occupies less space in the containment which in turn improves airflow in under floor installations. Less weight means that the containment can be of lighter construction. It also means that handling the cable on site is easier. Smaller diameter cable means that there is less waste packaging to dispose of. The individual pairs are set to different lay lengths to ensure optimum performance.

Excel Category 6<sub>A</sub> cables are jacketed in an Ice Blue low smoke zero halogen (LSOH) compound compliant with flame retardant standards as defined in IEC 60332-1, and smoke emission standards IEC61034. Supplied on 500 metre plywood drums, each cable has a print legend identifying the specification, part code and sequential metre marking which counts down from 500 metres to 1 metre, on each drum to reduce waste.



### Features

- Lightweight, Compact Design
- Category 6<sub>A</sub> compliant
- Specified to 500MHz
- Suitable for 10GBASE-T, 10 Gigabit Ethernet Applications
- "S" foil screen
- Low Smoke Zero Halogen Outer Sheath
- Supports Power Over Ethernet (POE) Plus
- 25 Year System Warranty Available

Description	Part Number
Category 6 <sub>A</sub> F/FTP "S" Foil Cable LSOH, 500m, Ice Blue	100-196
Category 6 <sub>A</sub> F/FTP "S" Foil Cable LSOH, 500m, Orange	100-196-OR
Category 6 <sub>A</sub> F/FTP "S" Foil Dual Cable LSOH, 500m, Ice Blue	100-197

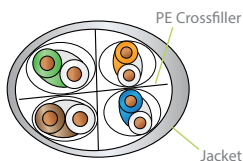
## Excel Category 6<sub>A</sub> Unscreened Twisted Pair (U/UTP) Patch Leads - LSOH

Excel Category 6<sub>A</sub> patch leads consist of 4 twisted pairs of 26AWG stranded copper wires. These pairs are then cabled together, with different lay lengths to ensure optimum performance. Staggered pin RJ45 plugs, terminate the cable, and each lead is fitted with colour coded slimline moulded boots, suitable for use in high density router or switch blades.



### Features

- Specified to 500MHz
- Suitable for 10 Gigabit, 10GBase-T, Ethernet application
- EC verified
- Blade style 'slimline' moulded strain relief boot with clip protector
- Choice of length and colour
- Low smoke zero halogen outer sheath
- 25 Year System Warranty Available



Length (M)	Grey	Blue	Red	Yellow	Green
1	100-500	100-509	100-519	100-529	100-539
2	100-501	100-510	100-520	100-530	100-540
3	100-502	100-511	100-521	100-531	100-541
5	100-503	100-512	100-522	100-532	100-542

Alternative lengths and colours are available subject to minimum order quantities and lead times.

Please check with your local Excel Sales Office or distributor for in country product availability

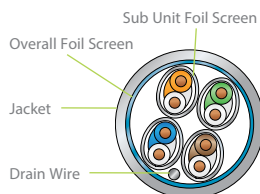
## Excel Category 6<sub>A</sub> Screened Twisted Pair (F/FTP) Patch Leads - LSOH



Excel Category 6<sub>A</sub> patch leads consist of 4 twisted pairs of 26AWG stranded copper wires, an aluminium/polyester foil tape provides an individual screen for each pair. These pairs are then cabled together, with different lay lengths to ensure optimum performance and wrapped in an overall foil tape screen. Staggered pin RJ45 shielded plugs, terminate the cable, and each lead is fitted with colour coded slimline moulded boots, suitable for use in high density router or switch blades.

### Features

- Specified to 500MHz
- Suitable for 10 Gigabit, 10GBase-T, Ethernet application
- EC verified
- Individual foil screen over each pair plus overall foil tape screen
- Blade style 'slimline' moulded strain relief boot with clip protector
- Choice of length and colour
- Low smoke zero halogen outer sheath
- 25 Year System Warranty Available
- Compatible with Excel U/FTP cable  
- part number 100-196



Length (M)	Grey	Blue	Red	Yellow	Green
0.5	100-176	-	-	-	-
1	100-148	100-159	100-161	100-166	100-173
2	100-152	100-157	100-162	100-167	100-171
3	100-153	100-158	100-163	100-168	100-172
5	100-154	100-160	100-165	100-170	100-174
7	100-178	-	-	-	-
10	100-177	-	-	-	-

Alternative lengths and colours are available subject to minimum order quantities and lead times.



## Excel Category 6<sub>A</sub> Solid Core (U/FTP) Screened Harness/Switch Link Leads

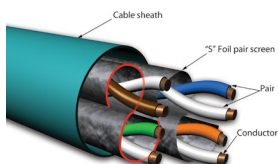
Excel Category 6<sub>A</sub> Solid Core (U/FTP) Screened Harness/Switch Link Leads are constructed from 100-191 Excel Category 6<sub>A</sub> U/FTP "S" Foil Screened cable (horizontal cable). Each of these leads allows the construction of two Switch/Harness Links or Consolidation Point (CP) Cables. The lead is manufactured with a high performance screened RJ-45 plug on each end permitting the lead to be cut into two at the required lengths. Slimline blade strain relief boots are fitted to protect the latch and allow connection to the highest density equipment. Using the same cable as the horizontal elements of the channel assures performance and does not "use up" the stranded patch lead allowance.

These leads are for the creation of Switch/Harness Links and CP cables. They are not for use as a replacement for patch leads.



### Features


- Solid Core Cable
- For Switch/Harness Links and CP Cables
- U/FTP Screened Cable
- LSOH Cable Sheath
- Constructed from Excel 100-191 U/FTP "S" Foil Cable
- 25 Year System Warranty Available



Description	Part Number
Category 6 <sub>A</sub> Solid Core (U/FTP) Screened Harness/Switch Link Leads LSOH - 5m	100-143
Category 6 <sub>A</sub> Solid Core (U/FTP) Screened Harness/Switch Link Leads LSOH - 10m	100-145
Category 6 <sub>A</sub> Solid Core (U/FTP) Screened Harness/Switch Link Leads LSOH - 20m	100-146
Category 6 <sub>A</sub> Solid Core (U/FTP) Screened Harness/Switch Link Leads LSOH - 30m	100-147

Please check with your local Excel Sales Office or distributor for in country product availability

## Excel Category 6<sub>A</sub> HD Solid Core (U/FTP) Leads

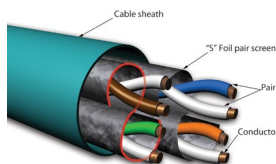


Excel Category 6<sub>A</sub> HD Solid Core (U/FTP) Screened Harness/Switch Link Leads are constructed from 100-191 Excel Category 6<sub>A</sub> U/FTP "S" Foil Screened cable (horizontal cable). Each of these leads allows the construction of two Switch/Harness Links or Consolidation Point (CP) Cables. The lead is manufactured with a high performance screened RJ-45 plug on each end permitting the lead to be cut into two at the required lengths. Slimline blade strain relief boots are fitted to protect the latch and allow connection to the highest density equipment. Using the same cable as the horizontal elements of the channel assures performance and does not "use up" the stranded patch lead allowance.

These leads are for the creation of Switch/Harness Links and CP cables. They are not for use as a replacement for patch leads.

### Features

- Solid Core Cable
- For Switch/Harness Links and CP Cables
- U/FTP Screened Cable
- LSOH Cable Sheath
- Constructed from Excel 100-191 U/FTP "S" Foil Cable
- 25 Year System Warranty Available



Description	Part Number
Category 6 <sub>A</sub> HD Solid Core (U/FTP) Leads - 5m	100-120
Category 6 <sub>A</sub> HD Solid Core (U/FTP) Leads - 10m	100-121
Category 6 <sub>A</sub> HD Solid Core (U/FTP) Leads - 15m	100-122
Category 6 <sub>A</sub> HD Solid Core (U/FTP) Leads - 20m	100-123
Category 6 <sub>A</sub> HD Solid Core (U/FTP) Leads - 30m	100-124

Please check with your local Excel Sales Office or distributor for in country product availability

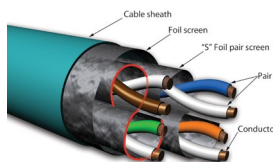
## Excel Category 6<sub>A</sub> Solid Core (F/FTP) Screened Harness/Switch Link Leads

Excel Category 6<sub>A</sub> Solid Core (F/FTP) Screened Harness/Switch Link Leads are constructed from 100-196 Excel Category 6<sub>A</sub> F/FTP "S" Foil Screened cable (horizontal cable). Each of these leads allows the construction of two Switch/Harness Links or Consolidation Point (CP) Cables. The lead is manufactured with a high performance screened RJ-45 plug on each end permitting the lead to be cut into two at the required lengths. Slimline blade strain relief boots are fitted to protect the latch and allow connection to the highest density equipment. Using the same cable as the horizontal elements of the channel assures performance and does not "use up" the stranded patch lead allowance.

These leads are for the creation of Switch/Harness Links and CP cables. They are not for use as a replacement for patch leads.

### Features

- Solid Core Cable
- For Switch/Harness Links and CP Cables
- F/FTP Screened Cable
- LSOH Cable Sheath
- Constructed from Excel 100-196 F/FTP "S" Foil Cable
- 25 Year System Warranty Available



Description	Part Number
Category 6 <sub>A</sub> Solid Core (F/FTP) Screened Harness/Switch Link Leads LSOH - 5m	100-129
Category 6 <sub>A</sub> Solid Core (F/FTP) Screened Harness/Switch Link Leads LSOH - 10m	100-130
Category 6 <sub>A</sub> Solid Core (F/FTP) Screened Harness/Switch Link Leads LSOH - 15m	100-131
Category 6 <sub>A</sub> Solid Core (F/FTP) Screened Harness/Switch Link Leads LSOH - 20m	100-132
Category 6 <sub>A</sub> Solid Core (F/FTP) Screened Harness/Switch Link Leads LSOH - 30m	100-133

Please check with your local Excel Sales Office or distributor for in country product availability

## Excel Unloaded Keystone Jack Modular Patch Panel



The Excel Keystone Jack 16 port or 24 port 1U empty patch panel frames allow for flexible port density from 1 through to 24 ports. The panels are compatible with Excel Category 5e, Category 6 and Category 6<sub>A</sub> keystone jacks and come complete with a rear management bar, which can be fitted quickly without the need for tooling or fixings.

The Excel Keystone Jack patch panel frame offers flexibility either through part loading to suit the installations and manage cost, or for pre-terminated requirements, allowing terminated jacks to be snapped into place quickly and easily.

### Features

- Supplied unloaded
- Available in chrome or black
- Load from 1 to 24 keystones in 1U of rack space
- Compatible with Category 5e, 6 and 6<sub>A</sub> Excel standard and Toolless Jacks
- Supplied with cage nuts, earth cable and rear management tray

Description	Part Number
Unloaded 16 port Black Patch Panel Frame - Plastic Fascia	100-025
Unloaded 24 port Black Patch Panel Frame - Plastic Fascia	100-026
Unloaded 16 port Chrome Patch Panel Frame	100-027
Unloaded 24 port Chrome Patch Panel Frame	100-028
<b>Compatible Modules</b>	
Category 6 <sub>A</sub> Low Profile Screened Toolless Jack - Chrome	100-181
Category 6 <sub>A</sub> Low Profile Unscreened Toolless Jack - White	100-182-WT
Category 6 <sub>A</sub> Low Profile Unscreened Toolless Jack - Black	100-182-BK
Category 6 <sub>A</sub> Unscreened Jack - White	100-156
Category 6 <sub>A</sub> Unscreened Jack - Black	100-156-BK
Category 6 Screened Butterfly Style Toolless Keystone Jack	100-210
Category 6 Low Profile Unscreened Butterfly Style Toolless Keystone Jack - White	100-215-WT
Category 6 Low Profile Unscreened Butterfly Style Toolless Keystone Jack - Black	100-215-BK
Category 6 RJ45 White Keystone Jack	100-011
Category 6 RJ45 Black Keystone Jack	100-011-BK
Category 5e Screened Butterfly Style Toolless Keystone Jack	100-906
Category 5e Low Profile Unscreened Butterfly Style Toolless Keystone Jack - White	100-202-WT
Category 5e Low Profile Unscreened Butterfly Style Toolless Keystone Jack - Black	100-202-BK
Category 5e RJ45 White Keystone Jack	100-010
Category 5e RJ45 Black Keystone Jack	100-010-BK
Keystone Blanks (24-pack) - Black	100-187-BK
Keystone Blanks (24-pack) - White	100-187-WT

## Excel Angled Keystone Jack Patch Panel Frames – Unloaded


The Angled Keystone Jack Patch Panel Frame is available to support a range of screened and unscreened jacks. It accepts the innovative Excel Angled Toolless Keystone Jack range available in Category 6 & 6<sub>A</sub> variants to deliver solution options. The angled jack directs the cable to one side which reduces the bend on the patch cable. This, in turn, reduces the space required between the front of the patch panel and the cabinet doors. The angled nose piece of the jack achieves this while maintaining a conventional flat panel format.

The patch panel, combined with the Angled Toolless Keystone Jacks, maintains cable entry perpendicular to the rear of the panel via the integrated cable manager. This allows the cable management at the rear of the panel to be installed in a way to suit numerous methods – 24 left or 24 right or a mix of left and right. It also means part filled panels can easily be added to.


The Chrome finish patch panel comes complete with an earth bonding kit and is suitable for installation of screened and unscreened jacks.

### Features

- Supplied unloaded
- Choice of colour – Black & Chrome finish
- 24 Port modular design ideal for standard and pre-terminated installations
- Uniform cable termination – added flexibility of cable entry with supplied cable manager
- Supports Unscreened & Screened – Cat 6 & Cat 6<sub>A</sub> – Angled Keystone Toolless jacks
- Supplied with cage nuts and screw fixings
- Earth kit supplied with chrome model



Description	Part Number
Unloaded 24 Port Black Angled Keystone Frame	100-023
Unloaded 24 Port Chrome Angled Keystone Frame	100-024
<b>Compatible Modules</b>	
Category 6 <sub>A</sub> Screened Butterfly Style Toolless Angled Jack - Chrome	100-185
Category 6 Unscreened Butterfly Style Toolless Angled Jack - Black	100-213



## Excel Keystone V Patch Panel Frame



The Excel 24 Port 1U Keystone V Patch Panel allows standard keystone jacks to be presented in an angled patch panel configuration. The patch panel is designed to accept all of the Excel unscreened and screened standard keystone jacks from the Category 5e, 6 & 6<sub>A</sub> portfolios. This panel includes a rear cable manager to allow the cable to be dressed into the panel neatly and securely. The V shape of the panel presents the jacks at an angle to the front of the cabinet that reduces the strain on the jack that results from the patch lead. The patch lead is naturally routed to the cabinet/frame cable management reducing the requirement for rack mounted cable management bars. Earth bonding leads are supplied fitted to enable grounding if required.

### Features

- Compatible with Excel Category 5e, 6 & 6<sub>A</sub> Screened and Unscreened Keystone Jacks
- Supplied with earthing kit
- Ideal for standard and pre-terminated installations
- Angled "V" Shape Patch Panel
- Option to part or fully load
- Supplied with snap on rear management tray



Description	Part Number
24 port Keystone V Patch Panel Frame, Black	100-040
<b>Compatible Modules</b>	
Category 6 <sub>A</sub> Low Profile Screened Butterfly Style Toolless Jack	100-181
Category 6 <sub>A</sub> Low Profile Unscreened Toolless Keystone Jack - White	100-182-WT
Category 6 <sub>A</sub> Low Profile Unscreened Toolless Keystone Jack - Black	100-182-BK
Category 6 Screened Butterfly Style Toolless Keystone Jack	100-210
Category 6 RJ45 White Keystone Jack	100-011
Category 6 RJ45 Black Keystone Jack	100-011-BK
Category 6 Low Profile Unscreened Butterfly Style Toolless Keystone Jack - White	100-215-WT
Category 6 Low Profile Unscreened Butterfly Style Toolless Keystone Jack - Black	100-215-BK
Category 5e Screened Butterfly Style Toolless Keystone Jack	100-906
Category 6 <sub>A</sub> Unscreened Jack White	100-156
Category 6 <sub>A</sub> Unscreened Jack Black	100-156-BK
Category 5e RJ45 White Keystone Jack	100-010
Category 5e RJ45 Black Keystone Jack	100-010-BK
Category 5e Low Profile Unscreened Butterfly Style Toolless Keystone Jack - White	100-202-WT
Category 5e Low Profile Unscreened Butterfly Style Toolless Keystone Jack - Black	100-202-BK


## Excel Unloaded Keystone Jack Modular Patch Panel, 0.5U

The Excel 24 Port 0.5U Keystone Patch Panel delivers a high density offering with the benefit of a single row of keystone jacks. The single row of jacks means that the installation is straight forward and allows an individual jack to be removed if required. As the panel is only 0.5U in height it allows, by using two panels together, the ability to present 48 keystone jacks in 1U of rack space. Using two 0.5U panels ensures that the jacks are all aligned the correct way up. Most 48 Port 1U panels require the bottom row of jacks to be mounted upside down.

### Features

- High Density - 24 Jacks 0.5U
- Ideal for standard and pre-terminated installations
- Supplied with earthing kit
- Compatible with Excel Category 5e, 6 & 6<sub>A</sub> Jacks
- Option to part or fully load
- Supplied with cable management bar

Description	Part Number
24 port Keystone Patch Panel Frame, 0.5U	100-041
<b>Compatible Modules</b>	
Category 6 <sub>A</sub> Low Profile Screened Toolless Jack - Chrome	100-181
Category 6 <sub>A</sub> Low Profile Unscreened Toolless Keystone Jack - White	100-182-WT
Category 6 <sub>A</sub> Low Profile Unscreened Toolless Keystone Jack - Black	100-182-BK
Category 6 RJ45 White Keystone Jack	100-011
Category 6 RJ45 Black Keystone Jack	100-011-BK
Category 6 Low Profile Unscreened Butterfly Style Toolless Keystone Jack - White	100-215-WT
Category 6 Low Profile Unscreened Butterfly Style Toolless Keystone Jack - Black	100-215-BK
Category 5e RJ45 White Keystone Jack	100-010
Category 5e RJ45 Black Keystone Jack	100-010-BK
Category 5e Low Profile Unscreened Butterfly Style Toolless Keystone Jack - White	100-202-WT
Category 5e Low Profile Unscreened Butterfly Style Toolless Keystone Jack - Black	100-202-BK



Please check with your local Excel Sales Office or distributor for in country product availability

## Excel MicroLan Keystone Patch Panel - Empty



Excel 1U MicroLan Keystone Patch Panel provides the mounting facility for up to 12 Excel Keystone jacks. The modular design accommodates jacks of Category 5e, 6 & 6<sub>A</sub> and allows for part panels to be installed. This patch panel may be used in either a screened or unscreened structured cabling system and is supplied complete with a fitted earth bonding wire. Cage nuts and screws are supplied for fitting.

### Features

- Accepts Excel Keystone Jacks
- Suitable for Unscreened & Screened jacks
- Supplied with earth bonding lead fitted
- Maximum 12 keystone jacks
- 1U High
- Category 5e, 6 & 6<sub>A</sub>



Description	Part Number
Microlan 12 Port Keystone Patch Panel Black	100-753
<b>Compatible Keystone Jacks</b>	
Category 6 <sub>A</sub> Low Profile Screened Keystone Jack - Toolless	100-181
Category 6 <sub>A</sub> Screened Keystone Jack, Butterfly Style - Toolless	100-180
Category 6 Unscreened U/UTP Toolless Keystone Jack, Butterfly Style - White	100-211
Category 6 Unscreened U/UTP Toolless Keystone Jack, Butterfly Style - Black	100-212
Category 6 Screened Toolless Jack - Butterfly Style	100-210
Category 6 Unscreened (UTP) Keystone Jack - White	100-011
Category 6 Unscreened (UTP) Keystone Jack - Black	100-011-BK
Category 5e Unscreened Toolless Keystone Jack - White	100-203
Category 5e Unscreened Toolless Keystone Jack - Black	100-204
Category 5e Screened Butterfly Style Toolless Keystone Jack	100-906
Excel Plus Category 5e Keystone Jack, RJ45 - White	100-010
Excel Plus Category 5e Keystone Jack, RJ45 - Black	100-010-BK

See pages 186-187 for Microlan Cabinet and Accessories

Please check with your local Excel Sales Office or distributor for in country product availability



## Excel Mixed Use Patch Panel Frames

The Excel Mixed Use Panel accepts either and/or both copper and fibre modules. The ability to have fibre and copper presented in one panel offers flexibility in the installation, reduces required rack space and provides future proofing in system design. Useful in the extremes of installations from data centres where the mixed use panel may aid separation of the routes of cabling, to a remote wall box that has a small number of fibre and copper links, the Mixed Use panel will suit any environment. The construction of the panel has a chrome colour finish and may be used for either screened or unscreened copper cabling and LC or MTP fibre connectivity.

A 4 or 8 module Mixed Use panel is available, both using 1U of rack space.

### Features

- 4 & 8 Module Capacity Patch Panel Frames
- Accepts Copper & Fibre Modules
- 1U of Rack Space
- Toolless assembly and module fitting



Description	Part Number
Excel 1U Mixed Use Patch Panel Frames - 4 Module - Unloaded	100-230
Excel 1U Mixed Use Patch Panel Frames - 8 Module - Unloaded	100-231
<b>Compatible Modules</b>	
Excel 6 Port Category 6 Unscreened Module	100-235
Excel 6 Port Category 6 Screened Module	100-236
Excel 6 <sub>A</sub> Port Category 6 Screened Module	100-237
Excel 6 Port Duplex (12 Fibre) OM3 LC to MTP Module	201-610
Excel 6 Port Duplex (12 Fibre) OM4 LC to MTP Module	201-611
Excel 6 Port Duplex (12 Fibre) OS2 LC to MTP Module	201-612
Excel 6 Port Duplex (12 Fibre) OM3 LC Module	201-600
Excel 6 Port Duplex (12 Fibre) OM4 LC Module	201-601
Excel 6 Port Duplex (12 Fibre) OS2 LC Module	201-602

## Excel Category 6<sub>A</sub> Unscreened Keystone Jack



The Excel Category 6<sub>A</sub> Unscreened Keystone Jack, is a RJ45 Keystone Jack suitable for mounting in a range of housings from patch panels, faceplates and shutters to sub floor boxes, and work area distribution enclosures. The socket itself is housed in a high quality ABS plastic housing, which opens at the rear to reveal the IDC termination points. A choice of patch panel frames with either 16 or 24 port density in both black and chrome are available.

### Features

- IDC point at 180° to jack
- Suitable for patch panel and faceplate mounting
- EC verified
- UL 1863 Safety Listed
- UL94V-0 fire retardant plastic
- 25 Year System Warranty Available
- Suitable for 10 Gigabit, 10GBase-T, Ethernet applications

Description	Part Number
Category 6 <sub>A</sub> Unscreened Jack White	100-156
Category 6 <sub>A</sub> Unscreened Jack Black	100-156-BK
<b>Compatible Patch Panel Frames</b>	
Unloaded 16 port Black Patch Panel Frame - Plastic Fascia	100-025
Unloaded 24 port Black Patch Panel Frame - Plastic Fascia	100-026
Unloaded 24 port Keystone V Patch Panel Frame - Black	100-040
Unloaded 24 port Keystone Jack Modular Patch Panel - 0.5U	100-041
Unloaded 16 port Chrome Patch Panel Frame	100-027
Unloaded 24 port Chrome Patch Panel Frame	100-028



*EC verified. This product has been tested by the Delta EC Cabling Group and complies with the following standards - ISO/IEC 11801 2nd edition:2002, ISO/IEC 11801 amendment 2:2010, EN 50173:2007, ANSI/TIA-568-C.2 and IEC 60603-7-41. For copies of test certification please contact your local Excel distributor, or visit [www.excel-networking.com](http://www.excel-networking.com) or [www.delta.dk](http://www.delta.dk).*





Turn to page 82 for details

## Excel Category 6<sub>A</sub> Low Profile Screened Keystone Jack - Toolless

The Excel Category 6<sub>A</sub> Low Profile Screened Keystone Jack, is a reduced size toolless termination RJ45 socket. The reduced size allows for multiple cable entry directions to be accommodated when this jack is mounted in a standard depth back box. This permits many mounting options including flush shutters at the outlet as well as more common angled shutter used with keystone jacks. A choice of compatible Patch Panel frames with either 16 or 24 port density in both black and chrome are available for this Low Profile Jack. The socket itself is housed in a high quality zinc die cast housing, which opens at the rear in a butterfly manner to reveal the IDC termination points. Once the pairs are arranged in the cable management cap and trimmed it is a simple case of closing the 'butterfly' together to complete the termination.

### Features

- High quality die cast housing
- Low profile design - just 28mm overall depth
- 360° Shielding protects against alien crosstalk
- Toolless termination design
- Supports 10 Gigabit Ethernet application
- 25 Year System Warranty Available
- 3rd Party ISO11081 2nd Edition verification



Description	Part Number
Category 6 <sub>A</sub> Low Profile Screened Toolless Jack - Chrome	100-181
<b>Compatible Patch Panel Frames</b>	
Unloaded 16 port Black Patch Panel Frame - Plastic Fascia	100-025
Unloaded 24 port Black Patch Panel Frame - Plastic Fascia	100-026
Unloaded 16 port Chrome Patch Panel Frame	100-027
Unloaded 24 port Chrome Patch Panel Frame	100-028
Unloaded 24 port Keystone V Patch Panel Frame - Black	100-040
Unloaded 24 port Keystone Jack Modular Patch Panel - 0.5U	100-041

*EC verified. This product has been tested by the Delta EC Cabling Group and complies with the following standards - ISO/IEC 11801 2nd edition:2002, FDAM ISO/IEC 11801 amendment 2:2009, EN 50173:2007, ANSI/TIA-568-C.2, Cat. 6<sub>A</sub> and Draft IEC 60603-7-51 (screened). For copies of test certification please contact your local Excel distributor, or visit [www.excel-networking.com](http://www.excel-networking.com) or [www.delta.dk](http://www.delta.dk).*



**FACEPLATES  
& SHUTTERS**  
**excel**

Turn to page 82 for details

## Excel Category 6<sub>A</sub> Screened Keystone Jack - Toolless



The Excel Category 6<sub>A</sub> Screened Keystone Jack, is a toolless termination RJ45 socket suitable for mounting in range of housings from patch panels, faceplates and shutters to sub floor boxes, and work area distribution enclosures. The socket itself is housed in a high quality zinc die cast housing, which opens at the rear in a butterfly manner to reveal the IDC termination points. Once the conductors of the cable to be terminated are fed into a management cap the process is completed by snapping the 'butterfly wings' together with minimal, but firm pressure. A choice of Patch Panel frames with either 16 or 24 port density in both black and chrome are available.

The Excel Category 6<sub>A</sub> keystone jack is designed and manufactured to comply with the channel requirements of Augmented Category 6/Class EA specifications as defined in ISO 11801 2nd edition amend 1.1, and ANSI/TIA-568-C.1 standards. A range of performance characteristics are tested up to 500Mhz including return loss, attenuation, and near end cross talk (NEXT) and far end cross talk (FEXT). Both worst case and power sum test methods are applied. The product design incorporates staggered 50 micron plated contact pins within the jack to ensure optimum performance levels are achieved, the die cast housing around the terminated pairs ensures Alien Crosstalk is minimised. Support of emerging applications such as 10 Gigabit Ethernet is guaranteed over channel distances of upto 100 metres. The keystone jack is fully interoperable and backward compatible with Category 5e and Category 6 products.

Electrical performance meets or exceeds channel requirements as defined in the latest Category 6<sub>A</sub> specification documents, ISO/IEC 11801: 2002 Class EA amendment, and TIA-568-B.2-10, when installed with Excel Category 6<sub>A</sub> cable.

### Features

- High quality die cast housing
- Toolless termination design
- Suitable for patch panel and faceplate mounting
- Suitable for 10 Gigabit Ethernet application
- Suitable for installation in 37mm deep back box with bevelled faceplate
- 25 Year System Warranty Available
- 360° Shielding protects against alien crosstalk

Description	Part Number
Category 6 <sub>A</sub> Screened Keystone Jack, Butterfly Style, Toolless	100-180
<b>Compatible Panels</b>	
Unloaded 16 Port Black Patch Panel Frame - Plastic Fascia	100-025
Unloaded 24 Port Black Patch Panel Frame - Plastic Fascia	100-026
Unloaded 16 Port Chrome Patch Panel Frame	100-027
Unloaded 24 Port Chrome Patch Panel Frame	100-028

## Excel Category 6<sub>A</sub> Low Profile Unscreened Keystone Jack - Toolless

The Excel Category 6<sub>A</sub> Low Profile Unscreened Keystone Jack, is a reduced size toolless termination RJ45 socket. The reduced size allows for multiple cable entry directions to be accommodated when this jack is mounted in a standard depth back box. This permits many mounting options including flush shutters at the outlet as well as more common angled shutter used with keystone jacks. A choice of compatible Patch Panel frames with either 16 or 24 port density in both black and chrome are available for this Low Profile Jack. The socket is manufactured from high quality polymer with a die cast metallic "butterfly" style rear closing. Once the pairs are arranged in the cable management cap and trimmed it is a simple case of closing the 'butterfly' together to complete the termination.



### Features

- 25 Year System Warranty Available
- Low Profile - 28mm overall depth
- Supports 10 Gigabit Ethernet
- Toolless termination design
- 3rd Party ISO11081 2nd Edition verification

Description	Part Number
Category 6 <sub>A</sub> Low Profile Unscreened Toolless Keystone Jack - White	100-182-WT
Category 6 <sub>A</sub> Low Profile Unscreened Toolless Keystone Jack - Black	100-182-BK
<b>Compatible Panels</b>	
Unloaded 16 Port Black Patch Panel Frame - Plastic Fascia	100-025
Unloaded 24 Port Black Patch Panel Frame - Plastic Fascia	100-026
Unloaded 16 Port Chrome Patch Panel Frame	100-027
Unloaded 24 Port Chrome Patch Panel Frame	100-028

**NEW**  
excel

*EC verified. This product has been tested by DELTA EC Cabling Group and complies with the electrical requirements of the above specified standards and "Terms and conditions for the EC VERIFIED programme for Generic and Coaxial Cabling", DQP231006. The testing included measurement of NEXT with a compliant test plug and calculation of all the 14 test cases in both measurement directions. For copies of test certification please contact your local Excel distributor, or visit [www.excel-networking.com](http://www.excel-networking.com) or [www.delta.dk](http://www.delta.dk).*



## Excel Category 6<sub>A</sub> Screened Angled Keystone Jack – Toolless



The Excel Category 6<sub>A</sub> screened angled Keystone Jack, is a toolless termination RJ45 socket suitable for mounting in patch panels. The angled design of the socket face makes this product ideal for high density frames. Traditional horizontal patch cable management bars can be removed or reduced in number as the leads follow a natural route to the left or right of the panel and the cabinets vertical management. To the rear of the socket the design is exactly the same as the excel keystone range, enabling standard termination and cable dressing practices to be followed. The socket itself is housed in a high quality zinc die cast housing, which opens a the rear in a butterfly manner to reveal the IDC termination points. Once the conductors of the cable to be terminated are fed into a management cap the process is completed by snapping the 'butterfly wings' together with minimal, but firm pressure. Patch Panel frames with 24 port density in both black and chrome are available.

### Features

- High quality die cast housing
- Toolless termination design
- Suitable for patch panel mounting
- Suitable for 10 Gigabit Ethernet application
- Ideal for high density cabling installations
- 25 Year System Warranty Available
- 360° Shielding protects against alien crosstalk
- Angled design assists patch cable management

Description	Part Number
Category 6 <sub>A</sub> Screened Butterfly Style Toolless Angled Jack - Chrome	100-185
Compatible Patch Panel Frames	
Unloaded 24 Port Chrome Angled Keystone Frame	100-024
Unloaded 24 Port Black Angled Keystone Frame	100-023



*EC verified. This product has been tested by the Delta EC Cabling Group and complies with the following standards - ISO/IEC 11801 2nd edition:2002, ISO/IEC 11801 amendment 2:2010, EN 50173:2007, ANSI/TIA-568-C.2 and IEC 60603-7-51 (screened). For copies of test certification please contact your local Excel distributor, or visit [www.excel-networking.com](http://www.excel-networking.com) or [www.delta.dk](http://www.delta.dk).*

Please check with your local Excel Sales Office or distributor for in country product availability

## Excel 6 Port Category 6<sub>A</sub> Screened Module

Excel 6 Port Screened Category 6<sub>A</sub> Modules offer a flexible and quick way to terminate and install structured cabling. Manufactured from die cast metal the modules use IDC punch downs for the termination of the copper cables. The incoming cables are secured in place with clamps that bond the screen to the module. The design of the module ensures that screening is provided between ports. After termination the module is simply fitted to one of the compatible Excel Mixed Use Patch Panels permitting different categories of Fibre and Copper to be presented on the same panel. The modules are easily fitted and removed from the rear of the patch panel by activating release latches. The Excel Screened Category 6<sub>A</sub> Module has been independently verified by Delta confirming component level performance of the product.



### Features


- 6 Port Screened Module
- Cables entering module are individually secured
- 4 & 8 Module Patch Panel Frames
- Delta Third Party Verified - Component Level
- Compatible with Excel Mixed Use Panel
- 25 Year System Warranty Available



Description	Part Number
6 Port Category 6 <sub>A</sub> Screened Module	100-237
<b>Compatible Patch Panel Frames</b>	
Mixed Use Panel - 4 Module - Empty	100-230
Mixed Use Panel - 8 Module - Empty	100-231

## Excel Category 6 Unscreened Twisted Pair (U/UTP) Cable - LSOH

Excel Category 6 U/UTP cable is designed for optimal support of High-Speed data protocols delivering 1 Gbps performance to the workstation. Designed to be quick and easy to install the cable requires no specialist installation tools and is supplied in reelex packaging for fast, snag free installation. To reduce wastage the cable sheath is numbered from 305metre to 1 metre, allowing quick and easy calculation of the cable remaining in the box. The inclusion of a polyethylene cross filler ensures optimum cross talk performance.




### Features

- 305 to 0 metre marking helps to reduce waste
- 305 metre reelex packaging
- 23AWG conductor
- LSOH outer sheath
- 6.2mm outside diameter
- EC Verified
- 25 Year System Warranty Available

Description	Part Number
Category 6 LSOH Cable Violet	100-071
Category 6 LSOH Cable Violet - 500m drum	100-071-500m
Category 6 LSOH Cable White	100-074
Category 6 LSOH Cable Orange	100-075



## Excel Category 6 Unscreened Twisted Pair (U/UTP) Cable - 23AWG - PVC



Excel Category 6 U/UTP cable is designed for optimal support of High-Speed data protocols delivering 1 Gbps performance to the workstation. Designed to be quick and easy to install the cable requires no specialist installation tools and is supplied in reelex packaging for fast, snag free installation. To reduce wastage each cable is numbered from 305metre to 1 metre, allowing quick and easy calculation of the cable remaining in the box. The inclusion of a polyethylene cross filler ensures optimum cross talk performance.

### Features

- 305 to 0 metre marking helps to reduce waste
- 305 metre reelex packaging
- 23AWG conductor
- EC Delta Verified
- 25 Year System Warranty Available

Description	Part Number
Category 6 U/UTP Cable Grey PVC, 305 Metre Fast Feed Box	100-070



*EC verified. This product has been tested by the Delta EC Cabling Group and complies with the following standards - ISO/IEC 11801:2002 2nd edition, IEC 61156-5:2002, en50173-1:2007 and ANSI/EIA/TIA-568-b.2-1. For copies of test certification please contact your local Excel distributor, or visit [www.excel-networking.com](http://www.excel-networking.com) or [www.delta.dk](http://www.delta.dk).*

## Excel Dual Category 6 Unscreened Twisted Pair (U/UTP) Cable



Excel Category 6 U/UTP cable is designed for optimal support of High-Speed data protocols delivering 1 Gbps performance to the workstation. Designed to be quick and easy to install the cable requires no specialist installation tools and is supplied in reelex packaging for fast, snag free installation. To reduce wastage each cable is numbered from 500metre to 1 metre, allowing quick and easy calculation of the cable remaining in the box. The inclusion of a polyethylene cross filler ensures optimum cross talk performance.

### Features

- 500 to 0 metre marking helps to reduce waste
- 500 metre reelex packaging
- 23AWG conductor
- EC Verified
- 25 Year System Warranty Available


Description	Part Number
Dual Category 6 LSOH Cable White - 500m	100-103



## Excel Category 6 Unscreened Twisted Pair (U/UTP) - External Grade (PE)

Excel Category 6 U/UTP cable is designed for optimal support of high-speed data protocols delivery 1Gbps performance to the workstation. The cable comes with a black polyethylene outer sheath, for outdoor use.

Designed to be quick and easy to install the cable requires no specialist installation tools and is supplied in reelex packaging for fast, snag free installation. To reduce wastage the cable sheath is numbered from 305 metre to 1 metre, allowing quick and easy calculation of the cable remaining in the box.




### Features

- 305 to 0 metre marking helps reduce waste
- 305 metre reelex packaging
- 25 Year System Warranty Available

Description	Part Number
Category 6 External Grade Cable Black	100-100

## Excel Category 6 Screened Twisted Pair (F/UTP) Cable

Excel Category 6 F/UTP cable is designed to provide high bandwidth for LAN and Data Centre applications. Made with a flexible Low Smoke Zero Halogen sheath, the Excel Category 6 F/UTP has a 100% aluminium foil shield to minimise interference and reduce background noise.



### Features


- Enhanced performance
- Performance matched to Excel Category 6 connecting hardware
- ETL Verified
- 25 Year System Warranty Available

Photograph represents style only

Description	Part Number
Category 6 LSOH Cable Violet - 305m	100-076
Category 6 LSOH Cable Light Green - 500m	100-076/LTGN-500

Please check with your local Excel Sales Office or distributor for in country product availability

## Excel Dual Category 6 Screened Twisted Pair (F/UTP) Cable



Photograph represents style only

Excel Category 6 F/UTP cable is designed to provide high bandwidth for LAN and Data Centre applications. Made with a flexible Low Smoke Zero Halogen sheath, the Excel Category 6 F/UTP has a 100% aluminium foil shield to minimise interference and reduce background noise.

Two of these 4 pair units are then extruded together to form a dual 'figure of 8' finished cable. A small web of LSOH compound joins the two 4 pair units together and provides a quick and easy method of separating the cables for termination.

### Features

- Category 6 compliant
- 23AWG conductor
- LSOH outer sheath
- Overall foil tape screen
- Central 'X' filler
- '500-0' metre marked
- 2 x 4 pair dual construction
- 25 Year System Warranty Available

Description	Part Number
Dual Category 6 Cable LSOH, 500 metre drum	100-077/LTGN

## Excel Category 6 Unscreened Twisted Pair (U/UTP) – Patch Leads Booted – LSOH

Excel Category 6 stranded conductor 4 pair U/UTP booted patch leads are manufactured from enhanced performance patch cable and RJ45 connectors. Available in a choice of colours.

### Features

- LSOH outer sheath
- Performance matched to Excel Category 6 connecting hardware
- Choice of colours
- Blade style 'slimline' moulded strain relief boot with clip protector
- 25 Year System Warranty Available



Length (M)	Grey	Red	Blue	Black	Green
0.3	100-403	-	-	-	-
0.5	100-395	-	-	-	-
1	100-310	100-315	100-325	100-350	100-320
1.5	100-550	100-551	100-552	100-553	100-554
2	100-311	100-316	100-326	100-360	100-321
3	100-312	100-317	100-327	100-371	100-322
4	100-357	100-358	100-364	-	100-359
5	100-314	100-319	100-329	100-373	100-324
6	100-318	100-323	100-334	-	100-328
7	100-414	100-422	100-423	100-400	100-424
8	100-352	-	100-355	-	100-354
10	100-335	100-338	100-344	100-401	100-341
15	100-336	100-339	100-345	-	100-342
20	100-337	100-340	100-346	-	100-343

Length (M)	Yellow	White	Violet	Orange	Pink
0.5	-	100-415	-	-	-
1	100-330	100-416	100-387	100-426	100-559
1.5	100-555	100-556	100-557	100-558	-
2	100-331	100-417	100-388	100-427	100-560
3	100-332	100-418	100-389	100-428	100-561
4	100-365	-	-	-	-
5	100-333	100-419	100-392	100-429	100-562
6	100-351	-	-	100-404	-
7	100-425	100-420	-	100-402	-
8	100-356	-	-	100-499	-
10	100-347	100-421	100-390	100-412	100-563
15	100-348	-	100-393	100-431	-
20	100-349	-	100-391	100-413	-

## Excel Category 6 Unscreened Twisted Pair (U/UTP) – Solid Patch Leads Booted – LSOH



Excel Category 6 solid conductor 4 pair U/UTP booted patch leads are manufactured for use as harness or equipment link cables. Solid cables provide better performance over the longer lengths that this type of application often requires, whilst solid conductors are easier and more suited to IDC termination at the distribution end of the equipment link.

Available in two lengths, the items can be cut in to shorter single ended cables as required.

### Features

- Manufactured from Excel independently verified part no. 100-071
- Ideal for equipment and harness links
- LSOH outer sheath
- Blade style 'slimline' moulded strain relief boot with clip protector
- 25 Year System Warranty Available

Description	Part Number
Category 6 Solid 10m Patch Lead LSOH - Violet	100-367
Category 6 Solid 15m Patch Lead LSOH - Violet	100-368
Category 6 Solid 20m Patch Lead LSOH - Violet	100-369
Category 6 Solid 30m Patch Lead LSOH - Violet	100-370

## Excel Category 6 Screened Twisted Pair (F/UTP) – Patch Leads Booted



Excel Category 6 Stranded Conductor 4 Pair F/UTP booted patch leads are manufactured from enhanced performance patch cable and RJ45 connectors. Both the outer sheath and boots are LSOH as standard.

### Features

- LSOH outer sheath
- Performance matched to Excel Category 6 connecting hardware
- Available in a choice of colours
- Individually bagged
- Blade style 'slimline' moulded strain relief boot with clip protector
- 25 Year System Warranty Available



Length (M)	Grey	Red	Green	Blue	Yellow
0.5	100-456	-	-	-	-
1	100-435	100-438	100-441	100-444	100-447
2	100-457	-	-	-	-
3	100-436	100-439	100-442	100-445	100-448
5	100-437	100-440	100-443	100-446	100-449
7	100-458	-	-	-	-
10	100-459	-	-	-	-

## Excel Category 6 Unscreened RJ45 Patch Panels

This range of panels have been designed to meet or exceed the latest ISO and TIA requirements for category 6 compliance. When installed with Excel Category 6 cables and outlets full link and channel compliance can also be achieved.

Product design is based around the established Category 5e range and provide quick and easy termination using LSA compatible tooling. Ample cable tie positions are provided per block of 8 outlets, to ensure a neat method for cable management.

### Features

- Choice of port density
- 25 Year System Warranty Available
- Cage nuts and 1-96 label kit included
- Integral rear cable management

Description	Part Number
Category 6 24 Port 1U Black Patch Panel	100-304
Category 6 48 Port 2U Black Patch Panel	100-306



## Excel Category 6 Unscreened RJ45 Right Angle Patch Panel

Available in 24 or 48 port options the Excel right angled patch panel represents a cost effective category 6 solution with integral rear cable management. Both occupy 1U position and present LSA compatible termination IDCs that are horizontal to the panel facia to allow quick and easy cable installation. The 48 port version uses a double deck design to facilitate two sets of 24 ports to be installed.

### Features

- 25 Year System Warranty Available
- Integral rear cable management
- Cage nuts and 1-96 self adhesive label kit included

Description	Part Number
Category 6 24 Port 1U Right Angle Black Patch Panel	100-302
Category 6 48 Port 1U Right Angle Black Patch Panel	100-394



## Excel Plus – Category 6 Unscreened RJ45 Patch Panels



The Excel Plus high density patch panel combines the proven quality and performance of the existing range with enhanced aesthetics and labelling system. Each panel consists of a number of 8 way blocks of RJ45 sockets, housed in a high quality plastic moulding. To the front of the panel this moulding contains the new easy to use slide label system. Each block of 8 sockets has its own label which can be removed from either side of the covered label field. The label strip itself is protected by a clear, tough plastic insert.

### Features

- Enhanced slide label system
- 25 Year System Warranty Available
- Cage nuts and 1-96 label kit included



Description	Part Number
Category 6 24 Port 1U Black Patch Panel	100-372
Category 6 48 Port 2U Black Patch Panel	100-380

## Excel Plus – Category 6 Unscreened RJ45 Modular Patch Panel



The Excel Plus Category 6 modular patch panel is designed around 4 high quality housings each containing 6 x RJ45 outlets, which are snapped in to the 19" frame without the need for tooling of any type. Available either pre-loaded for standard installations which may require the built in modularity for future use or as an unloaded frame and compatible 6 way block. Purchasing in this way allows maximum design flexibility especially for pre-terminated solutions and smaller installs such as retail where a fully loaded 24 port panel may not be necessary.

### Features

- Category 6 Compliant
- Totally modular toolless design
- Snap on toolless rear cable management included as standard
- Option to buy unloaded frame and module for increased flexibility
- 25 Year System Warranty Available



Description	Part Number
1U Loaded 24 Port Patch Panel - Black	100-015
4 way Black Modular Patch Panel Frame	100-016
6 Way Modular Block for use in 100-016	100-017

## Excel Category 6 Screened RJ45 Patch Panel

The Excel Category 6 Screened Patch Panel has been designed to meet or exceed the latest ISO and TIA requirements for category 6 compliance. When installed with Excel Category 6 Screened cables and outlets full link and channel compliance can also be achieved.



### Features

- Supplied with fixing kit, earth kit and 1-96 self adhesive labelling
- Category 6 compliant
- Built in rear cable management
- Suitable for LSA compatible tooling.
- 25 Year System Warranty Available

Description	Part Number
Category 6 24 Port 1U Black Patch Panel	100-013



## Excel Category 6 Unscreened RJ45 Module

This range of outlets have been designed to meet or exceed the latest ISO and TIA requirements for category 6 compliance. When installed with Excel Category 6 cables and patch panels full link and channel compliance can also be achieved. These outlets also provide backward compatibility with the Category 5 and 5e systems.

Product design is based around the established Category 5e module and provide quick and easy termination using LSA compatible tooling. Port identification can be completed by use of either the integral slide label or simple application of an adhesive icon.

### Features

- Built in slide label system
- Fits 27mm back box when used with bevelled faceplate
- Cut out dimensions 44.96 x 25.00mm
- 25 Year System Warranty Available



Description	Part Number
Category 6 RJ45 White Module	100-300
Category 6 RJ45 Black Module	100-298

## Excel Category 6 Unscreened RJ45 Module – Low Profile



This range of outlets has been designed to meet or exceed the latest ISO and TIA requirements for category six compliance. When installed with excel category 6 cables and patch panels full link and channel compliance can also be achieved. These outlets also provide backward compatibility with category 5 and 5e systems. Product design is based around the established category 5e modules and provides quick and easy termination using LSA compatible tooling. Port identification can be completed by use of the integral slide label or simple application of an adhesive icon.

### Features

- Category 6 compliant
- Overall dimensions 50x25mm
- Fits 27mm back box when used with bevelled faceplate
- Overall depth 21mm
- Built in slide label system
- Choice of colours
- 25 Year System Warranty Available



Description	Part Number
Category 6 RJ45 White Low Profile Module	100-366
Category 6 RJ45 Black Low Profile Module	100-366-BK

## Excel Category 6 Unscreened RJ45 Plastic Faceplates – Loaded



Excel Pre Loaded Single Gang Faceplates consist of either one or two of part numbers 100-300 and Excel bevelled faceplate, with blanks where appropriate. Supplied in a sealed bag these plates save time and money by reducing on site installation and assembly time.

### Features

- Category 6 Compliant
- Fits 27mm back box when used with bevelled faceplate
- Built in slide label system
- 25 Year System Warranty Available

Description	Part Number
Category 6 1 x RJ45 White Module c/w Bevelled Plate and Blanks	100-434
Category 6 2 x RJ45 White Modules c/w Bevelled Plate	100-433



## Excel Office Category 6 Unscreened RJ45 Module - Low Profile

The Office Excel Category 6 Unscreened RJ45 low profile module has been designed to be used in conjunction with the Office Hardware Mounting Range. The outlet exceeds the latest ISO and TIA requirements for category 6 compliance and when installed with excel category 6 cables and patch panels a full link and channel compliance can also be achieved. These outlets also provide backward compatibility with category 5 and 5e systems. The product provides quick and easy termination using LSA compatible tooling. Port identification can be completed by use of the integral slide label or simple application of an adhesive icon.

### Features

- Category 6 compliant
- Colour matches the Office Mounting Hardware Range
- Overall dimensions 50x25mm
- Fits 27mm back box when used with bevelled faceplate
- Overall depth 21mm
- Built in slide label system
- 25 Year System Warranty Available



Description	Part Number
Excel Office Category 6 Unscreened Module – Low Profile	100-276

## Excel Category 6 Unscreened RJ45 Module - 6c Low Profile

Excel Category 6, low profile 6c unscreened modules are manufactured and tested to the TIA/EIA 568-B.2-1, EN50173-1 and ISO/IEC 11801.2 Category 6 specifications. Each shuttered module is supplied with a slide label field for use of self adhesive or further labelling if required. Termination can be made using LSA compatible tooling. The Excel 6c Low Profile module has been specifically designed to fit the cutouts in metal floor box plates. They are therefore not recommended for use with the 6c faceplates and do not have an exact colour match.

These outlets also provide backward compatibility with the Category 5 and 5e systems.

### Features

- Category 6 compliant
- 25 Year System Warranty Available
- Power Sum Compliant
- Low Profile Design - Overall Depth 19.65mm
- Ideal for Floor Box
- LSA Style Termination Blocks
- Overall dimensions 37 x 22mm



Description	Part Number
Category 6, 6c White Module, Low Profile	100-297

## Excel Category 6 Unscreened RJ45 Module – 6c



Excel Category 6 6c modules are ideal for floor box installations. The compact two piece design allows for a fast and easy installation and results in a low profile finish.

### Features

- Overall dimensions 37 x 22mm
- Choice of colours
- Built in slide label system
- 25 Year System Warranty Available

Description	Part Number
Category 6 RJ45 White 6c Module	100-301



Turn to page 82 for details

## Excel Category 6 Unscreened RJ45 Module – 3 in 1



The Excel 3 in 1 module offers the ultimate in flexibility, space utilisation and ease of installation. The totally modular design allows the mounting of up to 3 shuttered RJ45 ports in a standard flat or bevelled single gang faceplate, or up to 6 in a double gang fascia.

The unique design means that you only load shuttered outlets as required, any capacity within the plate which is required for a later date is simply blanked off, providing a neat and easy to use completed installation. Individual port labelling is also quick and easy with standard Excel outlet slide in fields incorporated into the design.

### Features

- High density design
- Individual snap in modules
- Fit standard Excel faceplates
- LSA compatible IDC
- Individual port slide labelling system
- Module dimensions 16.65 x 50.00mm
- 25 Year System Warranty Available

Description	Part Number
Category 6 Single Shuttered Module	100-430
Full Width Blank (equal to width of module)	100-407
Half Width Blank (equal to half width of module)	100-409
3 in 1 Assembly, 3 modules in a single gang bevelled plate	100-432



More outlets  
per faceplate

## Excel Category 6 Unscreened Keystone Jack Outlets

The Excel Keystone jack outlets provide an alternative to the one piece shuttered module range. Suitable for mounting in a range of faceplates, shutters and a 1U 24 port frame\*, these jacks are quick and easy to install.

### Features

- Category 6 Compliant
- IDC point at 90° to jack
- Choice of colour
- Mounts in either panel frame\* or shutter
- 25 Year System Warranty Available



Description	Part Number
Category 6 RJ45 White Keystone Jack	100-011
Category 6 RJ45 Black Keystone Jack	100-011-BK
Category 6 RJ45 Red Keystone Jack	100-011-RD
Category 6 RJ45 Green Keystone Jack	100-011-GN
Category 6 RJ45 Blue Keystone Jack	100-011-BU
Category 6 RJ45 Yellow Keystone Jack	100-011-YW
<b>Compatible Patch Panel Frames</b>	
Unloaded 16 port Black Patch Panel Frame - Plastic Fascia	100-025
Unloaded 24 port Black Patch Panel Frame - Plastic Fascia	100-026
Unloaded 16 port Chrome Patch Panel Frame	100-027
Unloaded 24 port Chrome Patch Panel Frame	100-028
Unloaded 24 port Keystone V Patch Panel Frame - Black	100-040
Unloaded 24 port Keystone Jack Module Patch Panel - 0.5U	100-041

3P - This product range has been tested by 3P and found to comply with 2nd edition ISO/IEC Generic Cabling Standard 11801, CENELEC EN 50173-1:2007, ANSI/TIA/EIA. 568-B. 2-1, IEC 60603-7-4 and IEC 605/2-26-100. For copies of test certification please contact your local Excel distributor, or visit [www.excel-networking.com](http://www.excel-networking.com).



Turn to page 82 for details

Please check with your local Excel Sales Office or distributor for in country product availability

## Excel Category 6 Low Profile Unscreened Keystone Jack –Toolless



The Excel Category 6 Low Profile Unscreened Keystone Jack, is a reduced size toolless termination RJ45 socket. The reduced size allows for multiple cable entry directions to be accommodated when this jack is mounted in a standard depth back box. This permits many mounting options including flush shutters at the outlet as well as more common angled shutter used with keystone jacks. A choice of compatible Patch Panel frames with either 16 or 24 port density in both black and chrome are available for this Low Profile Jack. The low profile design allows this jack to fit in the Excel 0.5U 24 Port Patch Panel resulting in a maximum port density of 48 per 1U. The socket itself is housed in a high quality fire retardant plastic cast housing, which opens at the rear in a butterfly manner to reveal the IDC termination points. Once the pairs are arranged in the cable management cap and trimmed it is a simple case of closing the 'butterfly' together to complete the termination. Third party verification by Delta assures this high performance jack exceeds the requirements of the ISO, EN & TIA component standards.

### Features

- Low Profile - 28mm overall depth
- 25 Year System Warranty Available
- Delta 3rd Party Verified
- Toolless termination design
- Supports Gigabit Ethernet



Description	Part Number
Category 6 Unscreened Butterfly Style Toolless Keystone Jack - White, Low Profile	100-215-WT
Category 6 Unscreened Butterfly Style Toolless Keystone Jack - Black, Low Profile	100-215-BK
<b>Compatible Patch Panel Frames</b>	
Unloaded 16 port Black Patch Panel Frame - Plastic Fascia	100-025
Unloaded 24 port Black Patch Panel Frame - Plastic Fascia	100-026
Unloaded 16 port Chrome Patch Panel Frame	100-027
Unloaded 24 port Chrome Patch Panel Frame	100-028
24 port Keystone V Patch Panel Frame, Black	100-040
24 port Keystone Patch Panel Frame, 0.5U	100-041

**FACEPLATES  
& SHUTTERS**  
**excel**

Turn to page 82 for details

## Excel Category 6 Unscreened Angled Keystone Jack – Toolless

The Excel Category 6 Unscreened angled Keystone Jack, is an independently verified toolless termination RJ45 socket suitable for mounting patch panels. The angled design of the socket face makes this product ideal for high density frames. Traditional horizontal patch cable management bars can be removed or reduced in number as the leads follow a natural route to the left or right of the panel and the cabinet's vertical management. To the rear of the socket the design is exactly the same as the Excel keystone range, enabling standard termination and cable dressing practices to be followed. The socket itself is housed in a high quality ABS plastic housing, which opens at the rear in a butterfly manner to reveal the IDC termination points. Once the conductors of the cable to be terminated are fed into a wire cap the process is completed by snapping the 'butterfly wings' together with minimal, but firm pressure.




### Features

- Category 6 compliant
- Forms Angled Cat 6 Patch Panel when used with part number 100-023
- Two piece, easy to use design
- Toolless termination design
- Suitable for patch panel mounting
- 25 Year System Warranty Available
- Ideal for high density cabling installations

Description	Part Number
Category 6 Unscreened Butterfly Style Toolless Angled Jack - Black	100-213
<b>Compatible Patch Panel Frames</b>	
Unloaded 24 Port Black Angled Keystone Frame	100-023
Unloaded 24 Port Chrome Angled Keystone Frame	100-024

Please check with your local Excel Sales Office or distributor for in country product availability

## Excel Category 6 Screened Keystone Jack – Toolless



The Excel Category 6 Screened Keystone Jack, is an independently verified toolless termination RJ45 socket suitable for mounting in range of housings from patch panels, faceplates and shutters to sub floor boxes, and work area distribution enclosures. The socket itself is housed in a high quality zinc die cast housing, which opens at the rear in a butterfly manner to reveal the IDC termination points. Once the conductors of the cable to be terminated are fed into a management cap the process is completed by snapping the 'butterfly wings' together with minimal, but firm pressure.

### Features

- Category 6 compliant
- High quality die cast housing
- Toolless termination design
- Suitable for patch panel and faceplate mounting
- Suitable for installation in 37mm deep back box with bevelled faceplate
- 25 Year System Warranty Available
- 360° Shielding protects against alien crosstalk
- EC Verified

Description	Part Number
Category 6 Screened Butterfly Style Toolless Keystone Jack	100-210
Compatible Patch Panel Frames	
Unloaded 16 port Black Patch Panel Frame - Plastic Fascia	100-025
Unloaded 24 port Black Patch Panel Frame - Plastic Fascia	100-026
Unloaded 16 port Chrome Patch Panel Frame	100-027
Unloaded 24 port Chrome Patch Panel Frame	100-028



*EC verified. This product has been tested by the Delta EC Cabling Group and complies with the following standards ISO/IEC 11801 2nd edition:2002, ISO/IEC 11801 amendment 2:2010 50173:2007, ANSI/TIA-568-C.2 and IEC 60603-7-5. For copies of test certification please contact your local Excel distributor, or visit [www.excel-networking.com](http://www.excel-networking.com) or [www.delta.dk](http://www.delta.dk).*

**FACEPLATES  
& SHUTTERS**  
**excel**

Turn to page 82 for details

Please check with your local Excel Sales Office or distributor for in country product availability

## Excel 6 Port Category 6 Unscreened Module

The Excel 6 Port Unscreened Category 6 Modules offer a flexible and quick way to terminate and install structured cabling. Manufactured from high impact flame retardant plastic the modules use IDC punch downs for the termination of the copper cables. The incoming cables are secured in place with cable ties resulting in a fully covered termination. After termination the module is simply fitted to one of the compatible Excel Mixed Use Patch Panels permitting different categories of Fibre and Copper to be presented on the same panel. The modules are easily fitted and removed from the rear of the patch panel by activating release latches. The Excel Unscreened Category 6 Module has been independently verified by Delta confirming component level performance of the product.

### Features

- 6 Port Unscreened Module
- Cables entering module are individually secured
- 4 & 8 Module Patch Panel Frames
- Toolless assembly and patch panel fitting
- Delta Third Party Verified - Component Level
- Compatible with Excel Mixed Use Patch Panel
- 25 Year System Warranty Available



Description	Part Number
6 Port Category 6 Unscreened Module	100-235
<b>Compatible Patch Panel Frames</b>	
Mixed Use Panel - 4 Module - Empty	100-230
Mixed Use Panel - 8 Module - Empty	100-231

Please check with your local Excel Sales Office or distributor for in country product availability

## Excel 6 Port Category 6 Screened Module



Excel 6 Port Screened Category 6 Modules offer a flexible and quick way to terminate and install structured cabling. Manufactured from die cast metal the modules use IDC punch downs for the termination of the copper cables. The incoming cables are secured in place with clamps that bonds the screen to the module. The design of the module ensures that screening is provided between ports. After termination the module is simply fitted to one of the compatible Excel Mixed Use Patch Panels permitting different categories of Fibre and Copper to be presented on the same panel. The modules are easily fitted and removed from the rear of the patch panel by activating release latches. The Excel Screened Category 6 Module has been independently verified by Delta confirming component level performance of the product.



### Features

- 6 Port Screened Module
- Cables entering module are individually secured
- 4 & 8 Module Patch Panel Frames
- Delta Third Party Verified - Component Level
- Compatible with Excel Mixed Use Panel
- 25 Year System Warranty Available



Description	Part Number
6 Port Category 6 Screened Module	100-236
<b>Compatible Patch Panel Frames</b>	
Mixed Use Panel - 4 Module - Empty	100-230
Mixed Use Panel - 8 Module - Empty	100-231

Please check with your local Excel Sales Office or distributor for in country product availability



## Excel Plus – Category 6 Surface Mount Boxes

The Excel Plus surface mount boxes can be used in a wide variety of applications and provide a quick and easy method of installing up to 6 outlets to work areas. These shuttered units can be installed in desk clusters, beneath retail counters, under floors, or wall mounted, they are also ideal for temporary or emergency installations.




### Features

- Provides convenient workstation outlets for Gigabit ethernet applications.
- Available in a choice of port density.
- Shuttered outlets as standard.
- Built in labelling field
- Supplied with cable ties and fixing kit
- 25 Year System Warranty Available

Description	Part Number
Excel Plus 1 Port Cat6 Surface Mount Box white	100-006
Excel Plus 2 Port Cat6 Surface Mount Box white	100-007
Excel Plus 4 Port Cat6 Surface Mount Box white	100-008
Excel Plus 6 Port Cat6 Surface Mount Box white	100-009

## Excel Plus Category 5e Unscreened Twisted Pair (U/UTP) Cable

Excel solid conductor Category 5e is a 4 pair U/UTP cable which conforms to the enhanced performance Category 5 specification. Two 305mtr boxes are supplied in a strong outer carton, clearly marked for on site identification. The outer carton provides protection for both the cable and inner packaging, and allows for easy storage, stacking and movement of goods. When installing simply remove the perforated letter carton strip from the box front and pull two cables as normal from the box. Where necessary the outer carton can be discarded and the inner - standard 305mtr reelelex boxes - utilised.




### Features

- Category 5e Compliant
- Power Sum Compliant
- Tested for FEXT And Return Loss
- 305 Metre Fast Feed Box
- 305 to 0 metre marking helps to reduce waste
- 25 Year System Warranty Available

Description	Part Number
Category 5e Cable Grey	100-065
Category 5e Cable Grey - 500Mtr	100-059

## Excel Category 5e Unscreened Twisted Pair (U/UTP) Cable – LSOH



Excel solid conductor 4 pair U/UTP cable with a low smoke zero halogen outer sheath. Two 305mtr boxes are supplied in a strong outer carton, clearly marked for on site identification. The outer carton provides protection for both the cable and inner packaging, and allows for easy storage, stacking and movement of goods. When installing simply remove the perforated letter carton strip from the box front and pull two cables as normal from the box. Where necessary the outer carton can be discarded and the inner - standard 305mtr reelex boxes - utilised.

### Features

- Category 5e Compliant
- Power Sum Next
- Choice of colour
- 305 Metre Fast Feed Box
- 305 to 0 metre marking helps to reduce waste
- 25 Year System Warranty Available

Description	Part Number
Category 5e LSOH Cable Violet	100-066
Category 5e LSOH Cable White	100-060
Category 5e LSOH Cable Red	100-061
Category 5e LSOH Cable Blue	100-062
Category 5e LSOH Cable Green	100-063
Category 5e LSOH Cable Yellow	100-064
Category 5e LSOH Cable Orange	100-057
Category 5e LSOH Dual Cable, 500m, White	100-102

## Excel Category 5e Unscreened Twisted Pair (U/UTP) Cable – External Grade



Excel solid conductor 4 pair U/UTP cable with a black polyethylene outer sheath, for outdoor use.

### Features

- Category 5e Compliant
- UV Resistant
- Duct Grade
- 305 Metre Fast Feed Box
- 25 Year System Warranty Available

Description	Part Number
Category 5e External Grade Cable Black	100-090









## Excel Category 5e Unscreened Twisted Pair (U/UTP) Cable – Patch Cable





Excel stranded conductor 4 pair U/UTP patch cable is highly flexible easy to use and Category 5e compliant, ideal for the manufacture of bespoke cables.

### Features

- Category 5e Compliant
- Choice Of Colours
- 26 AWG Stranded Conductors
- 305 Metre Fast Feed Box



				
<b>Grey</b>	<b>Blue</b>	<b>Green</b>	<b>Black</b>	<b>Orange</b>
100-081-305M	100-082-305M	100-083-305M	100-084-305M	100-085-305M

			
<b>Red</b>	<b>Violet</b>	<b>White</b>	<b>Yellow</b>
100-087-305M	100-088-305M	100-089-305M	100-091-305M

Please check with your local Excel Sales Office or distributor for in country product availability

## Excel Category 5e Unscreened Twisted Pair (U/UTP) – Patch Leads Booted – LSOH



Excel stranded conductor 4 pair U/UTP booted patch leads are available in various colours with matching strain relief boots.

### Features

- Category 5e Compliant
- Choice Of Colours Up To 20 Metre
- T568B Wiring
- Blade style 'slimline' moulded strain relief boot with clip protector
- LSOH outer sheath

Length (M)	Grey	Red	Blue	Black	Green
0.2	BB0.2MPLGE	BB0.2MPLRD	-	-	-
0.5	BB0.5MPLGE	BB0.5MPLRD	BB0.5MPLBU	BB0.5MPLBK	BB0.5MPLGN
0.75	BB0.75MPLGE	BB0.75MPLRD	BB0.75MPLBU	BB0.75MPLBK	BB0.75MPLGN
1	BB001MPLGE	BB001MPLRD	BB001MPLBU	BB001MPLBK	BB001MPLGN
1.5	BB015MPLGE	BB015MPLRD	BB015MPLBU	BB015MPLBK	BB015MPLGN
2	BB002MPLGE	BB002MPLRD	BB002MPLBU	BB002MPLBK	BB002MPLGN
3	BB003MPLGE	BB003MPLRD	BB003MPLBU	BB003MPLBK	BB003MPLGN
4	BB004MPLGE	BB004MPLRD	BB004MPLBU	BB004MPLBK	BB004MPLGN
5	BB005MPLGE	BB005MPLRD	BB005MPLBU	BB005MPLBK	BB005MPLGN
6	BB006MPLGE	BB006MPLRD	BB006MPLBU	-	BB006MPLGN
7	BB007MPLGE	BB007MPLRD	BB007MPLBU	BB007MPLBK	BB007MPLGN
8	BB008MPLGE	BB008MPLRD	BB008MPLBU	BB008MPLBK	BB008MPLGN
9	BB009MPLGE	-	BB009MPLBU	-	BB009MPLGN
10	BB010MPLGE	BB010MPLRD	BB010MPLBU	BB010MPLBK	BB010MPLGN
15	BB150MPLGE	BB150MPLRD	BB150MPLBU	BB150MPLBK	BB150MPLGN
20	BB200MPLGE	BB200MPLRD	BB200MPLBU	-	BB200MPLGN
25	BB250MPLGE	-	-	-	-
30	BB300MPLGE	-	-	-	-

## Excel Category 5e Unscreened Twisted Pair (U/UTP) – Patch Leads Booted – LSOH

Length (M)	Yellow	Violet	White	Orange	Pink
0.5	BB0.5MPLYW	BB0.5MPLVT	BB0.5MPLWT	BB0.5MPLOR	-
0.75	BB0.75MPLYW	BB0.75MPLVT	BB0.75MPLWT	BB0.75MPLOR	BB0.75MPLPK
1	BB001MPLYW	BB001MPLVT	BB001MPLWT	BB001MPLOR	BB001MPLPK
1.5	BB015MPLYW	BB015MPLVT	BB015MPLWT	BB015MPLOR	-
2	BB002MPLYW	BB002MPLVT	BB002MPLWT	BB002MPLOR	BB002MPLPK
3	BB003MPLYW	BB003MPLVT	BB003MPLWT	BB003MPLOR	BB003MPLPK
4	BB004MPLYW	BB004MPLVT	-	BB004MPLOR	-
5	BB005MPLYW	BB005MPLVT	BB005MPLWT	BB005MPLOR	BB005MPLPK
6	BB006MPLYW	BB006MPLVT	BB006MPLWT	BB006MPLOR	-
7	BB007MPLYW	BB007MPLVT	BB007MPLWT	BB007MPLOR	-
8	BB008MPLYW	-	-	BB008MPLOR	-
10	BB010MPLYW	BB010MPLVT	BB010MPLWT	BB010MPLOR	-
15	BB150MPLYW	BB150MPLVT	BB150MPLWT	-	-
20	BB200MPLYW	-	BB200MPLWT	-	-
25	-	-	BB250MPLWT	-	-
30	-	-	BB300MPLWT	-	-



Please check with your local Excel Sales Office or distributor for in country product availability

## Excel Category 5e Unscreened Twisted Pair (U/UTP) – Patch Leads Crossover – LSOH



Excel stranded conductor 4 pair U/UTP booted cables for use when cascading equipment without crossover ports.

### Features

- Independently Verified
- Crossover termination
- LSOH Cable Sheath
- Category 5e Compliant
- Choice of Colour
- Blade Style Boot with Clip Protector



Length (M)	Grey	Red	Green	Violet	Yellow	White
1	BB001MPLGE/X	BB001MPLRD/X	BB001MPLGN/X	BB001MPLVT/X	-	-
2	BB002MPLGE/X	BB002MPLRD/X	-	BB002MPLVT/X	BB002MPLYW/X	-
3	BB003MPLGE/X	BB003MPLRD/X	-	BB003MPLVT/X	-	-
5	BB005MPLGE/X	BB005MPLRD/X	-	BB005MPLVT/X	BB005MPLYW/X	BB005MPLWT/X
10	BB010MPLGE/X	-	-	-	-	-

## Excel Category 5e Screened Twisted Pair (F/UTP) Cable



Excel Solid Conductor 4 pair F/UTP is a high performance Category 5e compliant cable suitable for installations where high levels of EMI and RFI could be present.

### Features

- Category 5e Compliant
- 305 Metre Fast Feed Box
- 100% Aluminium Foil Tape screen
- PVC or LSOH Outer Sheath
- 25 Year System Warranty Available

Description	Part Number
Category 5e Cable Grey	100-216
Category 5e LSOH Cable Violet	100-217

## Excel Category 5e Screened Twisted Pair (F/UTP) – Patch Leads Booted

Excel Stranded Conductor 4 pair F/UTP patch leads are available in various colours and are manufactured from UL verified cable.



### Features

- Category 5e compliant
- Individually bagged
- Choice of colours in 1, 3 and 5 Metre
- Blade style 'slimline' moulded strain relief boot with clip protector
- 100% aluminium foil tape screen



Length (M)	Grey	Red	Blue	Green	Yellow
0.2	BBS0.2MPLGE	-	-	-	-
0.5	BBS0.5MPLGE	-	-	-	-
1	BBS001MPLGE	BBS001MPLRD	BBS001MPLBU	BBS001MPLGN	-
2	BBS002MPLGE	-	-	-	-
3	BBS003MPLGE	BBS003MPLRD	BBS003MPLBU	BBS003MPLGN	BBS003MPLYW
5	BBS005MPLGE	-	-	-	-
7	BBS007MPLGE	-	-	-	-
10	BBS010MPLGE	-	-	-	-
15	BBS150MPLGE	-	-	-	-

## Excel Category 5e Screened Twisted Pair (F/UTP) – Patch Leads Crossover – LSOH

Excel stranded conductor 4 pair screened booted cables for use when cascading equipment without crossover ports.


### Features

- Category 5e compliant
- Individually bagged



Description	Part Number
Category 5e F/UTP Blade Booted Patch Lead LSOH Crossover 1m Red	BBS001MPLRD/X
Category 5e F/UTP Blade Booted Patch Lead LSOH Crossover 3m Red	BBS003MPLRD/X

## Excel Category 5e Unscreened RJ45 Patch Panels – Black



Excel Category 5e patch panels comply with the EIA TIA Standard for enhanced Category 5 and are available in a choice of port density. Each panel offers a choice of labelling with the option to use the screen printed fields on the panel facia or the slide label system which is enclosed with each panel. Ease of installation is assured with ample rear cable management positions and IDC blocks allowing use of Krone tooling.

### Features

- Category 5e Compliant
- Choice of Port Density
- Choice of Labelling System
- 25 Year System Warranty Available
- Cage nuts and 1-96 self adhesive label kit included

Description	Part Number
Category 5e 16 Port 1U Black Patch Panel	100-720
Category 5e 24 Port 1U Black Patch Panel	100-726
Category 5e 32 Port 2U Black Patch Panel	100-722
Category 5e 48 Port 2U Black Patch Panel	100-728

## Excel Category 5e Unscreened RJ45-RJ45 Through Coupler Panels - Black



Excel Category 5e through coupler panels present a standard RJ45 connector to both the front and rear of the panel, and are ideal for temporary or emergency cabling installations as they can be installed in a matter of minutes. They can also be installed as equipment link panels.

### Features


- Quick and simple to install
- Category 5e compliant
- 25 Year System Warranty Available
- Cage nuts and 1-96 label kit included

Description	Part Number
Category 5e 24 Port 1U Black Patch Panel Through Coupler - RJ45 to RJ45	100-309



## Excel Category 5e Unscreened RJ45 Patch Panels – Coloured

Available in a choice of colours, these Category 5e compliant patch panels are ideal for the identification of particular service or departments within a network or organisation. Available from stock in 1 or 2U high density designs each panel offers a choice of labelling schemes. Use either the screen printed icons on the panel facia or the self adhesive slide label or pre numbered kits included with the unit. Ease of installation is assured with ample rear cable management positions and IDC blocks allowing the use of LSA compatible tooling.



### Features

- Category 5e Compliant
- High density design
- Choice of Labelling System
- 25 Year System Warranty Available
- Cage nuts and 1-96 self adhesive label kit included

Description	Part Number
24 Port 1U Blue Patch Panel	100-450
24 Port 1U Red Patch Panel	100-451
24 Port 1U Green Patch Panel	100-452
48 Port 2U Blue Patch Panel	100-453
48 Port 2U Red Patch Panel	100-454
48 Port 2U Green Patch Panel	100-455

Please check with your local Excel Sales Office or distributor for in country product availability

## Excel Plus – Category 5e Unscreened RJ45 Patch Panels



The Excel Plus high density patch panel combines the proven quality and performance of the existing range with enhanced aesthetics and labelling system. Each panel consists of a number of 8 way blocks of RJ45 sockets, housed in a high quality plastic moulding. To the front of the panel this moulding contains the new easy to use slide label system. Each block of 8 sockets has its own label which can be removed from either side of the covered label field. The label strip itself is protected by a clear, tough plastic insert.


### Features

- Enhanced slide label system
- 25 Year System Warranty Available
- Cage nuts and 1-96 self adhesive label kit included



Description	Part Number
Category 5e 24 Port 1U Black Patch Panel	100-470
Category 5e 48 Port 2U Black Patch Panel	100-480
Category 5e 24 Port 1U Blue Patch Panel	100-476

## Excel Category 5e Unscreened Right Angle RJ45 Patch Panels



Available in 24 or 48 port options the Excel right angled patch panel represents a cost effective category 5e solution with integral rear cable management. Both occupy 1U position and present LSA compatible termination IDCs that are horizontal to the panel facia to allow quick and easy cable installation. The 48 port version uses a double deck design to facilitate two sets of 24 ports to be installed.

### Features

- Built in rear cable management
- 25 Year System Warranty Available
- Cage nuts and 1-96 self adhesive label kit included
- Uses Excel Punchdown Tool – BT Ref 2A



Description	Part Number
Category 5e 24 Port 1U Right Angle Black Patch Panel	100-460
Category 5e 48 Port 1U Right Angle Black Patch Panel	100-497

## Excel Plus – Category 5e Unscreened Right Angle RJ45 Patch Panels


The Excel Plus high density patch panel combines the proven quality and performance of the existing range with enhanced aesthetics and labelling system. Each panel consists of a number of 8 way blocks of RJ45 sockets, housed in a high quality plastic moulding. To the front of the panel this moulding contains the new easy to use slide label system. Each block of 8 sockets has its own label which can be removed from either side of the covered label field. The label strip itself is protected by a clear, tough plastic insert.

To make installation as easy and fast as possible, the LSA compatible termination blocks are positioned at a right angle to the panel front on the built in rear cable management tray.

### Features

- Enhanced slide label system
- 25 Year System Warranty Available
- Cage nuts and 1-96 self adhesive label kit included

Description	Part Number
Category 5e 24 Port 1U Right Angle Black Patch Panel	100-490



## Excel Category 5e Screened Right Angle RJ45 Patch Panels

Excel High Density Screened Patch Panels have 24 RJ45 ports in 1U, IDC termination blocks are positioned at 90° to the sockets which allows for fast and easy termination.

### Features

- Category 5e Compliant
- Screen Printed Label System
- Built In Rear Cable Management
- 25 Year System Warranty Available
- Cage nuts and 1-96 self adhesive label kit included

Description	Part Number
Category 5e 24 Port 1U Black Patch Panel	100-736



## Excel Category 5e Unscreened RJ45 Modules



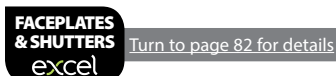
Excel Category 5e RJ45 modules comply with the standard for enhanced Category 5. Each shuttered module is supplied with a slide label field and space above, this is allowed for use of self adhesive or further labelling if required. Termination can be made using Krone tooling, a cable tie base is positioned between the IDC blocks to relieve cable stress.

### Features

- Category 5e Compliant
- Overall dimensions 50 x 25mm
- Cut out dimensions 44.96 x 25mm, Standard and Low Profile module
- Built in slide label system
- Fits 27mm back box when used with bevelled faceplate
- 25 Year System Warranty Available



Description	Part Number
Category 5e RJ45 White Module	100-700
Category 5e RJ45 Blue Module	100-730
Category 5e RJ45 Red Module	100-731
Category 5e RJ45 Green Module	100-732



## Excel Category 5e Unscreened RJ45 Plastic Faceplates – Loaded



Excel Pre Loaded Single Gang Faceplates consist of either one or two of part numbers 100-700 and Excel bevelled faceplate, with blanks where appropriate. Supplied in a sealed bag these plates save time and money by reducing on site installation and assembly time.

### Features

- Category 5e Compliant
- Fits 27mm back box when used with bevelled faceplate
- Built in slide label system
- 25 Year System Warranty Available

Description	Part Number
Category 5e 1 x RJ45 White Module c/w Bevelled Plate and Blanks	100-702
Category 5e 2 x RJ45 White Modules c/w Bevelled Plate	100-704

## Excel Category 5e Unscreened RJ45 Modules – 3 in 1

The Excel 3 in 1 module offers the ultimate in flexibility, space utilisation and ease of installation. The totally modular design allows the mounting of up to 3 shuttered RJ45 ports in a standard flat or bevelled single gang faceplate, or up to 6 in a double gang fascia.

The unique design means that you only load shuttered outlets as required, any capacity within the plate which is required for a later date is simply blanked off, providing a neat and easy to use completed installation. Individual port labelling is also quick and easy with standard Excel outlet slide in fields incorporated into the design.



### Features

- High density design
- Individual snap in modules
- Fit standard Excel faceplates
- Individual port slide labelling system
- Module dimensions 16.65 x 50.00mm
- LSA compatible IDC
- 25 Year System Warranty Available

**HIGH  
DENSITY**  
**excel**

More outlets  
per faceplate

Description	Part Number
Category 5e Single Shuttered RJ45 Module	100-405
Full width blank (equal to width of module)	100-407
Half width blank (equal to half width of module)	100-409
3 in 1 assembly, 3 modules in a single gang bevelled plate	100-411

Please check with your local Excel Sales Office or distributor for in country product availability

## Excel RJ45 Metal Faceplates



The Excel RJ45 Metal faceplates are designed to work with the standard Excel Category 5e modules – part number 100-760. Ideal for installations in public areas, such as hotels, homes, or for use in prestige office environments. Choose from polished chrome, brushed aluminium or satin brass finish.

### Features

- Choice of single and double outlets
- Choice of finish
- Supplied with fixing screws
- 25 Year System Warranty Available

Description	Part Number
Satin Brass Single Gang Plate	SBDE335
Brushed Stainless Single Gang Plate	BRDE335
Polished Chrome Single Gang Plate	PSDE335
Polished Chrome Double Gang Plate	PSDE336
Compatible Module	
Category 5e RJ45 White Low Profile Module	100-760
Category 5e RJ45 Black Low Profile Module	100-763

## Excel Category 5e Unscreened RJ45 Module – Low Profile



Excel Category 5e RJ45 modules comply with the EIA TIA Standard for enhanced Category 5. Each shuttered module is supplied with a slide label field and space above, this is allowed for use of self adhesive or further labelling if required. Termination can be made using Krone tooling, a cable tie base is positioned to the side of the IDC blocks to relieve cable stress.

### Features

- Category 5e Compliant
- Built in slide label system
- Overall dimensions 50 x 25mm
- 25 Year System Warranty Available
- Fits 27mm back box when used with bevelled faceplate
- Overall depth 21mm



Description	Part Number
Category 5e RJ45 White Low Profile Module	100-760
Category 5e RJ45 Black Low Profile Module	100-763
Category 5e RJ45, Low Profile Module - Euromod, Blue	100-737
Category 5e RJ45, Low Profile Module - Euromod, Red	100-738
Category 5e RJ45, Low Profile Module - Euromod, Green	100-739

## Excel Office Category 5e Unscreened RJ45 Module - Low Profile

The Office Excel Category 5e Unscreened RJ45 low profile module has been designed to be used in conjunction with the Office Hardware Mounting Range. Excel Category 5e Low Profile RJ45 modules comply with the standards for enhanced Category 5. The product provides quick and easy termination using LSA compatible tooling. Port identification can be completed by use of the integral slide label or simple application of an adhesive icon.

### Features

- Category 5e compliant
- Colour matches the Office Mounting Hardware Range
- Overall dimensions 50x25mm
- Fits 27mm back box when used with bevelled faceplate
- Overall depth 21mm
- Built in slide label system
- 25 Year System Warranty Available



Description	Part Number
Excel Office Category 5e Unscreened Module – Low Profile	100-275

## Excel Category 5e Unscreened Module – 6c Low Profile

Excel Category 5e, low profile 6c Unshielded Twisted Pair (U/UTP) modules comply with the standards for enhanced Category 5. Each shuttered module is supplied with a label field for use of self adhesive or further labelling if required. Termination can be made using LSA compatible tooling. The Excel 6c Low Profile module has been specifically designed to fit the cutouts in metal floor box plates. They are therefore not recommended for use with the 6c faceplates and do not have an exact colour match.

### Features

- Category 5e compliant
- 25 Year System Warranty Available
- Power Sum Compliant
- Low Profile Design - Overall Depth 19.65mm
- Ideal for Floor Box
- LSA Style Termination Blocks
- Overall dimensions 37 x 22mm



Description	Part Number
Category 5e RJ45 White 6c Module, Low Profile	100-757

## Excel Category 5e Unscreened RJ45 Module – 6c



Excel Category 5e 6c modules are ideal for floor box installations. The compact two piece design allows for a fast and easy installation and results in a low profile finish.

### Features

- Independently verified to Category 5e standard
- Built in slide label system
- Overall dimensions 37 x 22mm
- 25 Year System Warranty Available

Description	Part Number
Category 5e RJ45 White 6c Module	100-758
Category 5e RJ45 Blue 6c Module	100-733
Category 5e RJ45 Red 6c Module	100-734

## Excel Category 5e Unscreened Keystone Jack Outlets



The Excel Keystone jack outlets provide an alternative to the one piece shuttered module range. Suitable for mounting in a range of faceplates, shutters and a 1u 24 port frame\*, these jacks are quick and easy to install.

### Features

- Category 5e Compliant
- Mounts in either panel\* or shutter
- IDC point at 90° to jack
- 25 Year System Warranty Available
- Choice of colour

Description	Part Number
Category 5e RJ45 White Keystone Jack	100-010
Category 5e RJ45 Black Keystone Jack	100-010-BK
<b>Compatible Patch Panel Frames</b>	
Unloaded 16 port Black Patch Panel Frame - Plastic Fascia	100-025
Unloaded 24 port Black Patch Panel Frame - Plastic Fascia	100-026
Unloaded 16 port Chrome Patch Panel Frame	100-027
Unloaded 24 port Chrome Patch Panel Frame	100-028



## Excel Category 5e Low Profile Unscreened Keystone Jack –Toolless

The Excel Category 5e Low Profile Unscreened Keystone Jack, is a reduced size toolless termination RJ45 socket. The reduced size allows for multiple cable entry directions to be accommodated when this jack is mounted in a standard depth back box. This permits many mounting options including flush shutters at the outlet as well as more common angled shutter used with keystone jacks. A choice of compatible Patch Panel frames with either 16 or 24 port density in both black and chrome are available for this Low Profile Jack. The low profile design allows this jack to fit in the Excel 0.5U 24 Port Patch Panel resulting in a maximum port density of 48 per 1U. The socket itself is housed in a high quality fire retardant plastic cast housing, which opens at the rear in a butterfly manner to reveal the IDC termination points. Once the pairs are arranged in the cable management cap and trimmed it is a simple case of closing the 'butterfly' together to complete the termination.

### Features

- Low Profile - 28mm overall depth
- Supports Gigabit Ethernet
- 25 Year System Warranty Available
- Toolless termination design

Description	Part Number
Category 5e Low Profile Unscreened Butterfly Style Toolless Keystone Jack - White	100-202-WT
Category 5e Low Profile Unscreened Butterfly Style Toolless Keystone Jack - Black	100-202-BK
<b>Compatible Patch Panel Frames</b>	
Unloaded 16 port Black Patch Panel Frame - Plastic Fascia	100-025
Unloaded 24 port Black Patch Panel Frame - Plastic Fascia	100-026
Unloaded 16 port Chrome Patch Panel Frame	100-027
Unloaded 24 port Chrome Patch Panel Frame	100-028
24 port Keystone V Patch Panel Frame, Black	100-040
24 port Keystone Patch Panel Frame, 0.5U	100-041



**FACEPLATES  
& SHUTTERS**  
**excel**

Turn to page 82 for details

## Excel Plus – Category 5e Surface Mount Boxes



The Excel Plus surface mount boxes can be used in a wide variety of applications and provide a quick and easy method of installing up to 6 outlets to work areas. These shuttered units can be installed in desk clusters, beneath retail counters, under floors, or wall mounted, they are also ideal for temporary or emergency installations.

### Features

- Provides convenient workstation outlets for Gigabit ethernet applications.
- Available in a choice of port density.
- Shuttered outlets as standard.
- Built in labelling field
- Supplied with cable ties and fixing kit
- 25 Year System Warranty Available

Description	Part Number
1 Port Cat5e Surface Mount Box White	100-002
2 Port Cat5e Surface Mount Box White	100-003
4 Port Cat5e Surface Mount Box White	100-004
6 Port Cat5e Surface Mount Box White	100-005

## Excel Voice Modules



The Euro and 6c style voice outlets have the standard Excel slide label system and an LJU right polarised socket as standard. The Euro style fits the standard Excel faceplates whereby the 6c modules can be used in most floor plates or the new Excel wall mount 6c faceplates. A left hand polarised version is available for applications requiring this design.

### Features

- Euro style 50x25mm overall dimensions
- 6c style 37x22mm overall dimensions
- Fit standard Excel faceplates
- Choice of specification
- LJU socket
- Slide label system
- 25 Year System Warranty Available

Description	Part Number
Secondary Voice Module, Euro style	100-781
PABX Voice Module, Euro style	100-783
PSTN Voice Module, Euro style	100-785
Secondary Voice Module, 6c style	100-787
PABX Voice Module, 6c style	100-789
PSTN Voice Module, Euro style, Left Hand polarised	100-796

## Excel Category 5e Screened RJ45 Module

Excel Category 5e RJ45 modules comply with the EIA TIA Standard for enhanced Category 5. Each shuttered module is supplied with a slide label field and space above, this is allowed for use of self adhesive or further labelling if required. Termination can be made using LSA tooling, a cable tie base is positioned between the IDC blocks to relieve cable stress.



### Features

- Category 5e Compliant
- Overall dimensions 50 x 25mm
- Fits 27mm back box when used with bevelled faceplate
- Built in slide label system
- 25 Year System Warranty Available

Description	Part Number
Category 5e RJ45 White Module	100-706

## Excel Category 5e Screened Plastic Faceplates – Loaded

Excel Pre Loaded Single Gang Faceplates consist of either one or two of part numbers 100-706 – and Excel bevelled faceplate, with blanks where appropriate. Supplied in a sealed bag these plates save time and money by reducing on site installation and assembly time.



### Features


- Category 5e Compliant
- Fits 27mm back box when used with bevelled faceplate
- Built in slide label system
- 25 Year System Warranty Available

Description	Part Number
1 x RJ45 White Module c/w Bevelled Plate and Blanks	100-708
2 x RJ45 White Modules c/w Bevelled Plate	100-710



Turn to page 82 for details

## Excel Category 5e Screened Keystone Jack – Toolless



The Excel Category 5e Screened Keystone Jack, is a toolless termination RJ45 socket suitable for mounting in range of housings from patch panels, faceplates and shutters to sub floor boxes, and work areas distribution enclosures. The socket itself is housed in a high quality zinc die cast housing, which opens at the rear in a butterfly manner to reveal the IDC termination points. Once the conductors of the cable to be terminated are fed into a management cap the process is completed by snapping the 'butterfly wings' together with minimal, but firm pressure. A choice of Patch Panel frames with either 16 or 24 port density in both black and chrome are available.

### Features

- Category 5e Compliant
- High quality die cast housing
- Toolless termination design
- Suitable for patch panel and faceplate mounting
- Suitable for installation in 37mm deep back box with bevelled faceplate
- 25 Year System Warranty Available
- Independently verified
- 360° Shielding protects against alien crosstalk



Description	Part Number
Category 5e Screened Butterfly Style Toolless Keystone Jack	100-906
<b>Compatible Patch Panel Frames</b>	
Unloaded 16 port Black Patch Panel Frame - Plastic Fascia	100-025
Unloaded 24 port Black Patch Panel Frame - Plastic Fascia	100-026
Unloaded 16 port Chrome Patch Panel Frame	100-027
Unloaded 24 port Chrome Patch Panel Frame	100-028

*ETL - This product range has been tested by ETL and found to comply with ANSI/TIA - 568-B.2 Category 5e. For copies of test certification please contact your local Excel distributor, or visit [www.excel-networking.com](http://www.excel-networking.com).*

**FACEPLATES  
& SHUTTERS**  
**excel**

Turn to page 82 for details

## Excel Category 5e Screened Keystone Jack Outlets

The Excel Keystone Jacks provide an alternative to the one piece shuttered module range. Shielding is provided by means of a metallic 'cam' fitted across the terminated cable conductors and drain wire. Suitable for mounting in a range of faceplates, shutters and a 1U 24 port frame, these jacks are quick and easy to install.



### Features

- Category 5e Compliant
- IDC Point at 180 degree to Jack
- Choice of Colours
- Mounts in either panel or shutter
- 25 Year System Warranty Available

Description	Part Number
Category 5e 180 Degree Shielded Keystone Jack	100-904
Category 5e 180 Degree Shielded Keystone Jack - Black	100-904-BK

## Excel 6c Faceplates

A new range of single and double gang faceplates and associated blanks, specifically designed for the mounting of the Excel range of 6c voice and data modules.

### Features

- Single and Double Gang
- Blank Plate
- Screen printing option available



Description	Part Number
Single gang plate, up to 2 outlets - Grey	100-670
Single gang plate, up to 2 outlets - Black	100-670-BK
Double gang plate, up to 4 outlets - Grey	100-671
Double gang plate, up to 4 outlets - Black	100-671-BK
Full Width Blank Plate - Grey	100-672
Full Width Blank Plate - Black	100-672-BK

## Excel Mounting Hardware



In addition to the standard flat Euromod – 50x25mm and 6c – 22.5x37mm – is the recommended angled shutter. Available in the standard Euromod cut out size, this housing is designed to assist in the installation of large diameter cables in confined spaces such as standard back boxes, multi compartment trunking, and floor boxes.

The design presents the keystone at 45 degrees to both the solid conductor cable being terminated, and the RJ45 patch cable to be connected to the installed socket. This design optimises the space available and ensures minimal if any stress is applied to the cables during installation or use.

Each of the shutters and blanking plates available are compatible with the range of Excel faceplates.

### Euromod and 6c Shutter features

- Choice of shutter size
- Choice of faceplate
- Suitable for use with
- Category 5e, Category 6 and Category 6<sub>A</sub> Keystone jacks

### Angled Shutter features

- Choice of design
- Compatible with Excel faceplates
- Labelling field

### Faceplates features

- Supplied with fixing screws
- Choice of bevelled or flat style
- Choice of blanking plates
- Screen printing option available

Description	Part Number
White Shutter to suit Keystone Jack, Angled, 50 x 25mm	100-175
White Shutter to suit Keystone Jack, Category 6 <sub>A</sub> , Angled, 50 x 25mm	100-020
White Shutter to suit Keystone Jack, 50 x 25mm	100-014
White Shutter to suit Keystone Jack, 6c, 38.5 x 25mm	100-018
White Shutter to suit Keystone Jack, Angled, 6c	100-022
Black Shutter to suit Keystone Jack, Angled, 6c	100-022-BK
Black Shutter to suit Keystone Jack, Angled, 50 x 25mm	100-175-BK
Black Shutter to suit Keystone Jack, 6c, 38.5 x 25mm	100-018-BK
Grey Single Gang Bevelled Plate without Blanks	100-712
Black Single Gang Bevelled Plate without Blanks	100-712 -BK
Grey Single Gang Flat Plate without Blanks	100-714
Black Single Gang Flat Plate without Blanks	100-714-BK
Grey Double Gang Bevelled Plate without Blanks	100-716
Black Double Gang Bevelled Plate without Blanks	100-716-BK
Grey Double Gang Flat Plate without Blanks	100-718
Black Double Gang Flat Plate without Blanks	100-718-BK
Grey Half Width (12.5mm) Blank Plate	100-715
Black Half Width (12.5mm) Blank Plate	100-715-BK
Grey Full Width (25mm) Blank Plate	100-719
Black Full Width (25mm) Blank Plate	100-719-BK



## Excel Office Mounting Hardware

The Excel Office Range brings style and enhanced aesthetics to any Excel installation, thanks to its curved plate finish and built in labelling fields.

The portfolio includes Category 5e and Category 6 Low profile modules allowing installation in shallow back boxes and dado trunking. Additionally an angled keystone shutter is available that accepts the full range of Excel Category 5e, 6 and 6A keystone jacks. The Single and Double Gang faceplates are each supplied with two half (12.5mm wide) blanks. In the case of the Single Gang Faceplate this allows a single jack or shutter to be mounted centrally in the aperture. The two half (12.5 mm wide) blanks supplied with the Double Gang Faceplate allows spacing options for mounting three jacks or shutters in the faceplate.

The range is available in Office White or Charcoal Grey. These two colour options permit the assembly of the telecommunications outlets to contrast with the wall finish if required to comply with the Equality Act 2010 and Part M of the Building Regulations. As all of the components are available in Office White and Charcoal Grey the telecommunications outlet can comprise of any combination:

White Shutter/Module & White Faceplate

Grey Shutter/Module & White Faceplate

White Shutter/Module & Grey Faceplate

Grey Shutter/Module & Grey Faceplate

### Features

- Enhanced aesthetics
- Euromod size
- Enhanced colour
- Faceplates supplied with blanks
- Curved plate finish
- Available in Office White and Charcoal Grey

Description	Part Number
Excel Office Single Gang Faceplate complete with 2 half blanks - White	100-270
Excel Office Single Gang Faceplate complete with 2 half blanks - Grey	100-270-GE
Excel Office Double Gang Faceplate complete with 2 half blanks - White	100-271
Excel Office Double Gang Faceplate complete with 2 half blanks - Grey	100-271-GE
Excel Office Category 5e Unscreened Module - Low Profile - White	100-275
Excel Office Category 5e Unscreened Module - Low Profile - Grey	100-275-GE
Excel Office Category 6 Unscreened Module - Low Profile - White	100-276
Excel Office Category 6 Unscreened Module - Low Profile - Grey	100-276-GE
Excel Office Angled Keystone Shutter 25X50 mm - White	100-280
Excel Office Angled Keystone Shutter 25X50 mm - Grey	100-280-GE
Punchdown tool, BT reference 2A	35-480



## Excel Mounting Hardware - Back Boxes



A range of single and double gang high quality Back Boxes.

### Features

- Choice of Single or Double Gang
- Choice Of Depth


**RANGE  
EXTENDED**  
**excel**

Description	Part Number
Single Gang 27mm Deep Back Box	100-612
Single Gang 32mm Deep Back Box	100-614
Single Gang 37mm Deep Back Box	100-616
Single Gang 47mm Deep Back Box	100-618
Double Gang 27mm Deep Back Box	100-619
Double Gang 32mm Deep Back Box	100-621
Double Gang 37mm Deep Back Box	100-620
Double Gang 47mm Deep Back Box	100-622

## Excel 1 & 2 Port Keystone Surface Mount Box



The Excel 1 & 2 Port Keystone Wall Mount box offers a compact discrete jack presentation. The box accepts standard and low profile toolless as well as the IDC keystone jacks (plastic support removed to fit standard size toolless jacks). Supplied with one keystone opening as standard. The opening for the second jack is made with side cutters or a knife if required. The base is fixed in position using appropriate screws (supplied by others) and the lid snaps into place to finish the installation. The lid has various cut out sections to facilitate cable entry from various directions.



Keystone Jacks not included

### Features

- Accepts 1 or 2 Keystone Jacks
- Compact discrete size
- Multiple cable entry
- For standard and low profile Excel keystone jacks
- Snap out second jack aperture
- Built in cable tie attachments

Description	Part Number
Excel 1 & 2 Port Keystone Surface Mount Box	100-021



## Excel Curved 45 x 45 mm Keystone Shutters

The Excel Curved 45 x 45 mm Keystone Shutters are available in 1 and 2 port versions. Each shutter will support all of the Excel Keystone Jacks enabling screened and unscreened Category 5e, 6 and 6<sub>A</sub> terminations to be presented in a uniform fashion.

Fixing clips are positioned on the rear of the shutter to allow the fitment to horizontally or vertically mounted trunking whilst maintain upright orientation of the shutter. Each port is protected with a curved, spring loaded shutter in matching material. The shutter comes complete with paper label and fitted clear window.

### Features

- Accepts all Excel Keystone Jacks
- Available in 1 & 2 Port Versions
- Directly mount in appropriate 45 mm trunking
- Curved shape
- Large labelfield




Description	Part Number
Excel Curved 45 x 45 mm Shutter – 1 Port	100-281
Excel Curved 45 x 45 mm Shutter – 2 Port	100-282

## Excel Flat 45 x 45 mm Keystone Shutters

The Excel Flat Keystone Shutters are available in 1 and 2 port versions. Each shutter will support all of the Excel Keystone Jacks enabling screened and unscreened Category 5e, 6 and 6<sub>A</sub> terminations to be presented in a uniform fashion. Fixing clips are positioned on the rear of the shutter to allow the fitment to either faceplates or trunking. Each port is protected with a curved, spring loaded shutter in matching material. The shutter comes complete with paper label and fitted clear window.

### Features

- Accepts all Excel Keystone Jacks
- Available in 1 & 2 Port versions
- Directly mount in trunking or faceplate
- Flat shape
- Large labelfield



Description	Part Number
Excel Flat 45 x 45 mm Shutter – 1 Port	100-289
Excel Flat 45 x 45 mm Shutter – 2 Port	100-290
Excel Flat 22.5 x 45 mm Shutter – 1 Port	100-294
Excel Flat 80mm x 80mm Faceplate for 100-283	100-295
Excel Flat 80mm x 80mm Faceplate for 100-284	100-296

**NEW**  
**excel**

## Excel Angled 2 Port Keystone 50 x 50 mm Faceplate



The Excel Angled 2 Port Keystone 50 x 50 mm Faceplate comprises of the fascia and mounting frame in an option of colours. The frame accepts all of the Unscreened and Screened Excel Keystone Jacks and presents them in an angled orientation to reduce the depth of the back box. The mounting frame is complete with a fitting to accept a 6mm spade connector if earth bonding is required.

The 50 x 50mm fascia is available in two colours


- RAL 9010 Pure White
- RAL 1013 Oyster White

### Features

- 50 x 50mm Fascia & Mounting Frame
- Label field and lens
- Option of colours available

Description	Part Number
Excel Angled 2 Port Keystone 50x50mm Faceplate RAL9010 (Pure White)	100-283
Excel Angled 2 Port Keystone 50x50mm Faceplate RAL1013 (Oyster White)	100-284

## Excel 2 Port 6c Collar and Mounting Frame



The Excel 2 Port 6c Collar comes complete with attachment screws for the supplied die-cast metal mounting frame. The collar accepts two 6c sized shutters or modules. This is specifically suited to be used with the Excel 6c Keystone Shutter (100-018) and the Excel Angled 6c Shutter (100-022). This collar is compatible with the Legrand Valena faceplates.

### Features

- Accepts two 6c shutters
- Label field and lens
- Option of colours available

Description	Part Number
Excel 2 Port 6c Collar and Mounting Frame	100-410

## Excel Grid Outlet Position (GOP) Box Plus

The Excel Grid Outlet Position (GOP) Box Plus has been developed from the successful original versions. This range is available in four versions from 2 Way to 6 Way. The 2 and 4 way are available with a 25mm flexible conduit fixing point. The 4 and 6 way are available with a 32mm flexible conduit fixing point. The range has been developed for fixing to the end of flexible conduit typically where outlets are presented in a grid layout with cable containment mounted within a raised floor system. The GOP Box then has a degree of flexibility to be positioned within the radius of the flexible conduit to suit the office layout. 25 mm and 32 mm 'L' Brackets are available to fix the other end of the flexible conduit to the floor slab. GOP Boxes are typically then attached to the underside of the desk, the flexible conduit passing through the floor tile via a grommet.

These Plus versions are enhanced with cable tie saddles adjacent to the conduit fixing point to accept either nylon or hook & loop ties. This permits the cable to be secured if required. Additionally the GOP box has a hole at each end of the upper case to accept self-tap screws for fixing to adaptor plates or bespoke brackets. Supplied with the GOP Boxes are black rubber plates or blanks for the un-used 6c apertures. The 2 way is supplied with 1 blank, the 4 way is supplied with 2 blanks and the 6 way with 4 blanks. The blanks are also available separately.

The flexible conduit fixing hole is slotted to aid cable installation. As the flexible conduit hole is part of the jack mounting metal work it ensures easy termination of the outlet while maintaining the cable management. The base has two fixing holes for mounting where required. The two parts of the box are assembled with a single machine screw.

GOP Boxes and 'L' Brackets are sold in packs of 10 to reduce packaging waste. The flexible conduit is sold separately.






### Features

- 2, 4 and 6 Way Versions
- 25 and 32 mm Versions
- Cable tie anchor points
- 'L' Brackets available
- 6c aperture size
- Blanks included
- Accepts Category 5e, Category 6 or Category 6<sub>A</sub>
- 25 Year System Warranty Available

Description	Part Number	GOP Box Dimensions		
		Length	Width	Height
Excel 2 Way GOP Box Plus – 25 mm – Pack of 10	350-639	105 mm	62 mm	55 mm
Excel 4 Way GOP Box Plus – 25 mm – Pack of 10	350-640	160 mm	62 mm	60 mm
Excel 4 Way GOP Box Plus – 32 mm – Pack of 10	350-641	160 mm	62 mm	60 mm
Excel 6 Way GOP Box Plus – 32 mm – Pack of 10	350-642	220 mm	62 mm	70 mm
Excel LJ6c Black Rubber Blank – Pack of 10	350-645	Approx dimensions		
Excel 25 mm Flexible Conduit "L" Bracket Plus – Pack of 10	750-102			
Excel 32 mm Flexible Conduit "L" Bracket Plus – Pack of 10	750-103			

## Excel Grid Outlet Position (GOP) Box Plus (continued)

### Compatibility

Specifications						
<b>GOP Box Plus</b>	100-757 Excel Category 5e Unscreened Low Profile 6c Module	100-202-WT & 100-202-BK Excel Category 5e Unscreened Low Profile Toolless Keystone Jack + 100-022 6c Angled Shutter	100-297 Excel Category 6 Unscreened Low Profile 6c Module	100-215-WT & 100-215-BK Excel Category 6 Unscreened Low Profile Toolless Keystone Jack + 100-022 6c Angled Shutter	100-156 Excel Category 6 <sub>A</sub> Unscreened Keystone Jack + 100-022 6c Angled Shutter	100-181 Excel Category 6 <sub>A</sub> Low Profile Screened Keystone Jack - Toolless + 100-022 6c Angled Shutter
2 Way GOP Box Plus – 25 mm	✓	✓	✓	✓	✓	✓
4 Way GOP Box Plus – 25 mm	✓	✓	✓	✓		✓
4 Way GOP Box Plus – 32 mm	✓	✓	✓	✓	✓	✓
6 Way GOP Box Plus – 32 mm	✓	✓	✓	✓		✓

## Excel Consolidation Point Box



The Excel Consolidation Point Box has been designed for maximum flexibility allowing it to be used to support both Copper and Fibre Cabling Systems. Designed around special 'half width' profiles it can be used for mounting unloaded 12 port copper panels that can house Category 5e, Category 6 and Category 6<sub>A</sub> screened and unscreened keystone outlets, providing up to 24 copper outlets in each box. It can also accommodate a special 24 duplex port (48 fibre) LC patch panel or a 2 cassette MTP mounting frame giving up to 48 fibre ports. Hinged covers front and rear with brush strips to allow easy cable entry and exit. Currently in development is a version of the Multi-Use frame which will potentially increase the Copper port density within the Compact Consolidation Point Box up the 48 ports.

**NEW**  
**excel**

### Features

- Compact Design
- Copper & Fibre
- Up to 24 Copper Ports
- Up to 48 Duplex Copper Ports
- Hinged Covers
- RAL9002 White/Grey
- Steel Construction
- 2U High

Description	Part Number
Consolidation Point Box (10" mount) Grey - 2U	350-750
<b>Compatible Patch Panel Frames</b>	
Excel Keystone Panel for Category 5e, 6 & 6 <sub>A</sub> Jacks	100-753
Excel 10" MTP Panel - Unloaded (2 Cassettes)	100-777
Excel 10" 24 Port LC Duplex (48c) Panel - mm	100-778
Excel 10" 24 Port LC Duplex (48c) Panel - sm	100-779

## Category 5e Contractor Pack

**Save up to 75% on the most popular Category 5e installation products**

The Excel Contractor Pack saves both time and money when ordering the essential items for Category 5e installations.

If ordered separately three part codes would be required, and the total cost at our recommended list prices would be much greater.

Everything will be delivered in one box ready for you or your customer to install.



**Each Contractor Pack contains the following:**

- 1 x 100-726 Excel 1U 24 port Black Category 5e Patch Panel
- 12 x 100-704 Excel Single Gang Bevelled Faceplates loaded with two Category 5e Modules
- 1 x Excel 1U Black 5 Plastic Hoop Management Bar


Description	Part Number
Category 5e Contactor Pack (1 x 100-726 Patch Panel, 12 x 100-704 Dual Faceplates, 1 x Cable Manager)	100-850

## Excel Blanking Plates and Letterbox Panels

To improve cabinet appearance Blank Plates can be installed to cover unused space. Letterbox Panels allow patch cords to be fed to or from the rear of the cabinet.

### **Features**

- Enhances Cabinet Appearance



Description	Part Number
1U Black Blanking Plate	100-598
2U Black Blanking Plate	100-602
3U Black Blanking Plate	100-606

Please check with your local Excel Sales Office or distributor for in country product availability

## Excel Cable Management Bars



**RANGE  
EXTENDED**  
excel

A wide range of 19" Vertical Cable Management bars are available.

### Features

- Metal or Plastic Management Hoops
- 1 and 2U Options
- Horizontal and Vertical Hoops
- Cage Nut Set included

Description	Part Number
1U Black Bar, 4 Vertical Metal 65mm Hoops	100-582
1U Black Bar, 5 Vertical Metal 100mm Hoops	100-583
1U Black Bar, 5 Vertical Plastic 65mm Hoops	100-586
1U Black Bar, 5 Vertical Plastic 65mm Hoops - 2 Pack	100-048
2U Black Bar, 4 Vertical Metal 65mm Hoops	100-594

### Excel Chrome Management Bar

1U 19" 5 Way Chrome Cable Management Bar. Provides an aesthetically pleasing and efficient way of managing patch cords, with built in 'letter box' cut out for excess cable.

### Features

- Complements the Excel Category 6<sub>A</sub> Chrome Panel and Modules

Description	Part Number
1U 5 Way Chrome Cable Management Bar	100-031
0.5U 5 Way Chrome Cable Management Bar	100-581

# Excel Fibre Optic Cabling Systems

Excel Internal/External Grade Fibre Cable – OM1/OM2/OM3/OM4/OS2	94
Excel Internal/External Grade CST Fibre Cable – OM1/OM2/OM3/OM4/OS2	95
Excel Internal/External Grade SWA Fibre Cable – OM1/OM2/OS2	95
Excel Duplex Zipcord Cable – OM1/OM2/OM3/OS2	96
Excel Fibre Optic Cable Specifications	96
Excel Fibre Optic Cable Specifications	97
Excel Fibre Optic Cable Specifications	98
Excelerator Pre-Terminated Distribution Cables	99
Excelerator Pre-Terminated Break-out Cables	100
Excelerator Pre-Terminated Mini Break-out Cables	101
Excel Fibre Optic Patch Cords – Multimode 62.5/125µm OM1 – Grey	102
Excel Fibre Optic Patch Cords – Multimode 50/125µm OM2 – Orange	103
Excel Fibre Optic Patch Cords – Multimode 50/125µm OM3 – Aqua	104
Excel Fibre Optic Patch Cords – Multimode 50/125µm OM4 – Aqua	104
Excel Fibre Optic Patch Cords – Singlemode 9/125µm OS2	105
Excel Pigtails – 62.5/125µm OM1, 50/125µm OM2/OM3/OM4 & 9/125µm OS2	106
Excel Pigtails - Packs	106
Excel Fibre Optic Connectors – ST, SC, LC and FC	107
Excel Fibre Optic Adaptors – ST and SC	108
Excel Fibre Optic Adaptors – LC and FC	109
Excel Fibre Optic Patch Panels	110
Excel Fibre Optic Patch Panels (continued)	111
Excel 10" Fibre Optic Patch Panels	111
Excel Mixed Use Patch Panel Frames	112
Excel 6 Port Duplex LC Fibre Module	112
Excel 6 Port Duplex MTP Fibre Module	113
Excelerator High Density MTP Fibre Optic 5 Cassette Patch Panel - Unloaded	114
Excelerator High Density MTP Angled Fibre Optic 4 Cassette Patch Panel - Unloaded	115
Excelerator MTP Through Coupler Panel - Unloaded	116
Excelerator Fibre Optic MTP® Cassettes	117
Excelerator Fibre Optic MTP® Cassettes (continued)	118
Excelerator MTP Elite® Fibre Optic Trunk Cables	119
Excelerator MTP to LC Fan Out Cables	120
Excelerator MTP Patch Leads	121
Excel Tamperproof Fibre Optic Patch Boxes	121
Excel Fibre Optic Patch Boxes	122
Excel 2 Door Lockable Fibre Optic Wall Mounted Enclosure	123
Excel 1 Door Fibre Optic Wall Mounted Enclosure	123
Excelerator Configurator	124



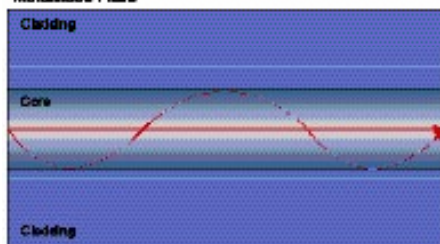


## Multimode & Singlemode


Fibre optic cabling can be split into two families – Multimode and Singlemode. ‘Mode’ means path, so the light travels down multi and single paths respectively. Multimode can use the less expensive LED and VCSEL light sources to transmit the signal. This is referred to as ‘overfilled’ as the source is broad and floods the modes (and some of the cladding, hence overfilled). The core is manufactured with a graded index. This means that the central light path is ‘slower’ than the outer paths, which drastically reduces modal dispersion which is one of the limiting factors for the performance of multimode.

Singlemode requires a laser to transmit the signal along a single path. Lasers offer a high powered signal that can be transmitted for greater distances. However, the active equipment is a higher price than that of multimode.

**Multimode Fibre**

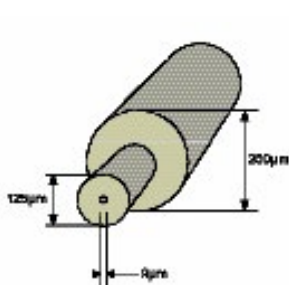
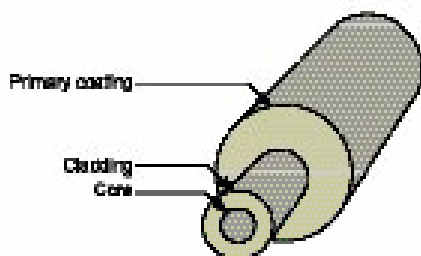


**Singlemode Fibre**

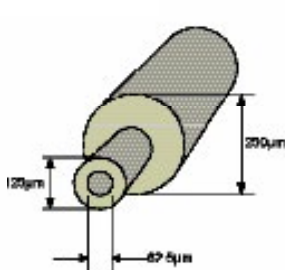


The fibre core comprises of a core and a cladding. This cladding is then covered by a primary coating.

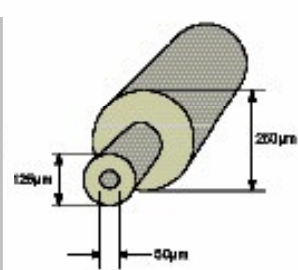
The core is the medium that the light is transmitted along. The cladding is part of the manufacture of the glass. Typically, the cladding is of a consistent size for multimode and singlemode; namely  $125\mu\text{m}$ . Likewise, the primary coating is usually  $250\mu\text{m}$  for both multimode and singlemode. The primary coating can be coloured to differentiate between the cores within a cable.



**Singlemode**  
**OS1 & OS2**



**Multimode**  
**OM1 & OM2**



**Multimode**  
**OM2, OM3 & OM4**

## Excel Internal/External Grade Fibre Cable – OM1/OM2/OM3/OM4/OS2

The Excel range of internal/external grade of fibre cables are available from stock in a choice of loose tube and tight buffered designs. Excel has worked extensively to provide singlemode fibre cables performing to the OS2 Category in all constructions. OS2 optical fibres fully support all OS1 & OS2 applications and are fully compatible.

### Central Loose Tube Fibre

The cables are constructed around a silica gel filled tube containing up to 24 colour coded 250µm buffered 62.5/125µm or 50/125µm Multimode or 9/125µm Singlemode fibres. This tube is covered with aramid strength members and a flame retardant and low smoke halogen free, outer sheath. For detailed specifications please turn to page 97.

### Tight Buffered Fibre

The cables are constructed from a number of 900µm buffered fibres which are colour coded and packed in water resistant rodent protected strength members. The outer sheath is both flame retardant and low smoke zero halogen. The design and construction of this range has resulted in a light, easy to install, cost effective cable. For detailed specifications please turn to page 97.

### Features

- LSOH Black Sheath
- Duct Grade
- Cut to length service
- Sequentially Metre Marked
- Suitable for Internal & External Use
- 25 Year System Warranty Available

### Loose Tube

Black Outer Sheath					
No. of cores	OM1	OM2	OM3	OM4	OS2
4	200-047	200-049	200-150	204-004	205-300
6	200-060	200-065	200-149	204-006	-
8	200-067	200-069	200-151	204-008	205-301
12	200-087	200-089	200-152	204-012	205-302
16	200-081	200-090	200-153	204-016	205-303
24	200-084	200-092	200-154	204-024	205-304
48	-	205-311	200-248	-	205-310
96	-	-	-	-	205-312

### Tight Buffered

Black Outer Sheath					
No. of cores	OM1	OM2	OM3	OM4	OS2
4	200-110	200-115	200-155	204-104	205-320
6	200-116	200-117	200-118	204-106	205-230
8	200-130	200-135	200-156	204-108	205-322
12	200-140	200-145	200-157	204-112	205-324
16	200-141	200-146	200-158	204-116	205-326
24	200-142	200-147	200-159	204-124	205-328



## Excel Internal/External Grade CST Fibre Cable – OM1/OM2/OM3/OM4/OS2

### Loose Tube Fibre – Single Sheath Rodent Protected CST Armoured

Excel corrugated steel tape cables are available in OM1, 2, 3, 4 and OS2 specification. The loose tube containing up to 24 fibres is packed in aramid strength elements. The steel tape and blue low smoke zero halogen rodent protected sheath completes the design.



Blue Outer Sheath					
No. of cores	OM1	OM2	OM3	OM4	OS2
4	205-270	205-275	205-280	204-204	205-305
6	-	-	-	204-206	-
8	205-271	205-276	205-281	204-208	205-306
12	205-272	205-277	205-282	204-212	205-307
16	205-273	205-278	205-283	204-216	205-308
24	205-274	205-279	205-284	204-224	205-309

**MORE  
CORES?  
excel**

Call our Sales Office for price and availability on core counts not shown

*Singlemode - Please note that all Excel loose tube singlemode cable designs ship as OS2 compliant specification and are backward compatible with OS1 specification and components.*

## Excel Internal/External Grade SWA Fibre Cable – OM1/OM2/OS2

### Loose Tube Fibre – Single Sheath Rodent Protected SWA Armoured

New to the Excel range steel wire armoured cables suitable for direct burial and the most demanding of installations. Available in OM1, OM2, and OS2 from stock these cables are constructed from standard single loose tube cables which are then packed into a flexible but strong fibreglass waterblocking strength member. An internal sheath of Black Low Smoke Zero Halogen material is then applied, a rip cord is inserted under this sheath to ease cable stripping. Lengths of steel wire armouring are then applied and an oversheath of Black Low Smoke Zero Halogen is added.


The cables shown in the table below are available from stock, if you require core counts or jacket colours not shown please call our sales office for availability details.



Black Outer Sheath			
No. of cores	OM1	OM2	OS2
4	205-340	205-348	205-356
8	205-342	205-364	205-368
12	205-344	205-352	205-360
16	205-372	205-366	205-370
24	205-346	205-354	205-362

**AVAILABLE  
EX-STOCK  
excel**

## Excel Duplex Zipcord Cable – OM1/OM2/OM3/OS2



Excel zipcord is designed around two 2.8mm fibre cables. Available in 62.5/125µm – OM1 Grade, 50/125µm – OM2 Grade, 50/125µm – OM3 Grade and 9/125µm – OS2 Grade. This robust construction is ideal for short run indoor patching or for use where frequent handling is likely, for example equipment rooms or wiring closets. Each cable is jacketed in low smoke, zero halogen material and are available in a choice of colours. Fibres are buffered to 900 micron and can be used with standard connectors and adaptors.

62.5/125 OM1	Part Number
Zipcord Blue	202-050
Zipcord Orange	202-052
Zipcord Grey	202-054
50/125 OM2	
Zipcord Black	202-056
Zipcord Orange	202-058
50/125 OM3	
Zipcord Orange	202-059
9/125 OS2	
Zipcord Yellow	202-060

[See the Accessories chapter for a full range of fibre accessories.](#)

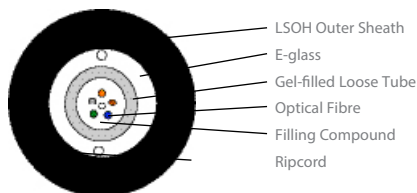
## Excel Fibre Optic Cable Specifications

### Optical Performance

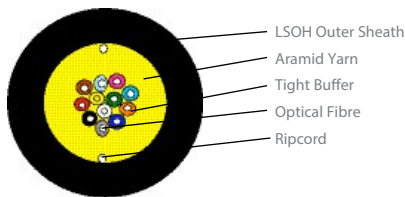
Cable Type	Typical/Maximum Attenuation (dB/km)	Minimum Bandwidth (MHz.km)
	850nm - 1310nm	850nm - 1310nm
OM1 62.5/125	2.7/3.2 - 0.6/1.1	200 - 600
OM2 50/125	2.3/2.8 - 0.6/0.9	600 - 1200
OM3 50/125	2.5/3.0 - 0.5/1.0	1500 - 500
Cable Type	Typical/Maximum Attenuation (dB/km)	Dispersion Coefficient ps.nm-1.km-1
	1310nm - 1550nm	1310nm - 1550nm
OS2 9/125	0.32/0.4 - 0.21/0.3	≤3.5 - ≤18

## Excel Fibre Optic Cable Specifications

### Physical Characteristics



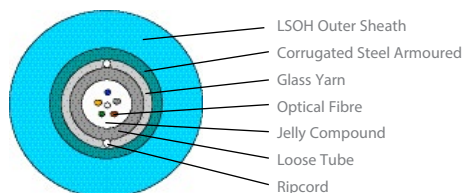
Loose Tube Cable		4 Core	6 Core	8 Core	12 Core	16 Core	24 Core
Max Installed Load	N	1500	1500	1500	1500	1500	1500
Outside Diameter	mm	5.8	5.8	5.8	5.8	5.8	5.8
Min bend radius installation	mm	87	87	87	87	87	87
Min bend radius installed	mm	58	58	58	58	58	58
Crush Resistance (max)	N/m	15000	15000	15000	15000	15000	15000
Installation Temp	°C	-5 to +50	-5 to +50	-5 to +50	-5 to +50	-5 to +50	-5 to +50
Operating Temp	°C	-30 to +75	-30 to +75	-30 to +75	-30 to +75	-30 to +75	-30 to +75
Storage Temp	°C	-30 to +75	-30 to +75	-30 to +75	-30 to +75	-30 to +75	-30 to +75
Outer sheath		LSNH					



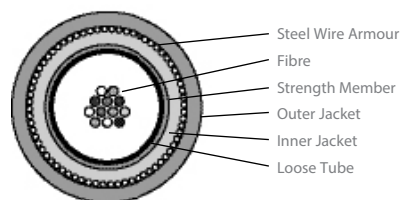
Tight Buffered Cable		4 Core	6 Core	8 Core	12 Core	16 Core	24 Core
Max Installed Load	N	800	900	900	1000	1000	1200
Outside Diameter	mm	5.4	5.9	5.9	7.6	8.6	9.6
Min bend radius installation	mm	81	88.5	88.5	114	129	144
Min bend radius installed	mm	54	59	59	76	86	96
Crush Resistance (max)	N/m	4000	4000	4000	4000	4000	4000
Installation Temp	°C	-5 to +50	-5 to +50	-5 to +50	-5 to +50	-5 to +50	-5 to +50
Operating Temp	°C	-30 to +70	-30 to +70	-30 to +70	-30 to +70	-30 to +70	-30 to +70
Storage Temp	°C	-30 to +70	-30 to +70	-30 to +70	-30 to +70	-30 to +70	-30 to +70
Outer sheath		LSNH					

## Excel Fibre Optic Cable Specifications

### Physical Characteristics



Loose Tube CST Cable		4 Core	8 Core	12 Core	16 Core	24 Core
Max Installation Load	N	4000	4000	4000	4000	4000
Max Installed Load	N	2000	2000	2000	2000	2000
Outside Diameter	mm	10.6	10.6	10.6	10.6	10.6
Min bend radius installation	mm	159	159	159	159	159
Min bend radius installed	mm	106	106	106	106	106
Crush Resistance installation	N/m	40000	40000	40000	40000	40000
Crush Resistance installed	N/m	40000	40000	40000	40000	40000
Installation Temp	°C	-5 to +50	-5 to +50	-5 to +50	-5 to +50	-5 to +50
Operating Temp	°C	-30 to +75	-30 to +75	-30 to +75	-30 to +75	-30 to +75
Storage Temp	°C	-30 to +75	-30 to +75	-30 to +75	-30 to +75	-30 to +75
Outer sheath		LSNH				



Loose Tube SWA Cable		4 Core	8 Core	12 Core	16 Core	24 Core
Max Installation Load	N	1500	1500	1500	1500	1500
Max Installed Load	N	700	700	700	700	700
Outside Diameter	mm	9.6	9.6	9.6	9.6	9.6
Min bend radius installation	mm	144	144	144	144	144
Min bend radius installed	mm	96	96	96	96	96
Crush Resistance installation	N/m	30000	30000	30000	30000	30000
Crush Resistance installed	N/m	30000	30000	30000	30000	30000
Installation Temp	°C	-5 to +50	-5 to +50	-5 to +50	-5 to +50	-5 to +50
Operating Temp	°C	-30 to +75	-30 to +75	-30 to +75	-30 to +75	-30 to +75
Storage Temp	°C	-30 to +75	-30 to +75	-30 to +75	-30 to +75	-30 to +75
Outer sheath		LSNH				

## Excelerator Pre-Terminated Distribution Cables

Excelerator pre terminated distribution cables are constructed from customer defined multi core 900 micron, tight buffered distribution cable. Standard options available are designed to meet most requirements and include choices of multimode and singlemode, core counts and connector style's.

Typically cables are terminated on both ends; the 'fan out' assembly will be staggered in groups of cores at 50mm intervals.

Unless specified otherwise the longest fan out will measure 1 metre from the gland assembly to tip of connector. The fan outs are protected by means of a transparent protection tube to which a ring style pulling eye is fixed to the pulling end of the cable assembly.

Unless requested all cables lengths are measured from tip to tip of connectors, where fan outs are staggered, this length is measured from longest fan out to longest fan out.


Assemblies are generally supplied with matched connectors at ends A and B, however Excel can supply mixed connector styles for example LC to SC if required.

Each cable is fitted with strain relief cable glands so that they may be fitted directly to the rear of an Excel Fibre Optic Patch Panels. A generic cable identification label is affixed to each end of the assembly 50 mm from the gland; customer specific labelling schemes can be applied on request.

Excelerator Pre-Terminated Distribution cables are extremely robust, yet compact and flexible in design. This together with the range of core counts, and connectivity available make them ideal for use as link from inside a patch panel to inside a patch panel, inside panel to consolidation points, or rack to rack links.

### Features

- 8 core to 48 core
- 900 Micron Fanout Construction
- Multimode and Singlemode
- SC and LC connectivity
- LSOH outer sheath as standard
- Supplied with protective tube and pulling eye
- Alternative core counts, connectivity and sheath colours on request
- 25 Year System Warranty Available



Visit the online configurator at [www.excel-networking.com](http://www.excel-networking.com) to build your cable.

## Excelerator Pre-Terminated Break-out Cables



Excelerator pre terminated Break-out cables are constructed from customer defined 2mm Tight Buffered multi core fibre cable.

Standard cable assemblies are designed to offer a high degree of flexibility through available features and options and include choices of multimode and singlemode, core counts and connector style's allowing each cable to be manufactured to fit the exact application.

Typically cables are terminated on both ends via a 'fan out' assembly. Unless specified otherwise the fan out will measure 1 metre from the heatshrink to tip of connector. When delivered the fan outs are protected by means of a black mesh braid formed to include a ring style pulling eye at the pulling end of the cable assembly.

Unless requested all cables lengths are measured from tip to tip of connectors.

Assemblies are generally supplied with matched connectors at ends A and B, however Excel can supply mixed connector styles for example LC to SC if required.

A generic identification label is affixed to each end of the assembly 50 mm from the heatshrink; customer specific labelling schemes can be applied on request.

Excelerator Pre-Terminated Break-out cables are extremely robust, yet compact and flexible in design. This together with the range of core counts, and connectivity available make them ideal for use in direct patching applications from panel to switch blade, panel to server, or switch to server.

### Features

- 8 core to 48 core
- 2.0mm Fanout Construction
- Multimode and Singlemode
- SC or LC connectivity
- LSOH outer sheath as standard
- Supplied with protective mesh sleeve
- Alternative core counts, connectivity and sheath colours on request
- 25 Year System Warranty Available

Visit the online configurator at [www.excel-networking.com](http://www.excel-networking.com) to build your cable.



## Excelerator Pre-Terminated Mini Break-out Cables

Excelerator pre terminated Break-out cables are constructed from customer defined 2mm Tight Buffered multi core fibre cable.

Standard cable assemblies are designed to offer a high degree of flexibility through available features and options and include choices of multimode and singlemode, core counts and connector style's allowing each cable to be manufactured to fit the exact application.

Typically cables are terminated on both ends with matched connectors at ends A and B, however Excel can supply mixed connector styles for example LC to SC if required.

As standard the length of each fan out for all core counts between 8 and 48 core cables is 1 metre +/- 50mm, whether 2.0mm diameter tight buffered cable or 900 micron tubes.

The 900 micron tubes are staggered in groups of 6 or 12 cores to aid with dressing within the fibre panels with the distance between each group being 35mm. They are protected by means of a transparent protection tube to which a ring style pulling eye is fixed to one end of the cable assembly. 2.0mm fan outs are constructed to the same length.

Unless requested all cables lengths are measured from tip to tip of connectors, where fan outs are staggered, this length is measured from longest fan out core to the longest fan out core.

Each cable is fitted with strain relief cable glands so that they may be fitted directly to the rear of an Excel Fibre Optic Patch Panels. A generic cable identification label is affixed to each end of the assembly 50 mm from the gland; customer specific labelling schemes can be applied on request.

Excelerator Pre-Terminated Mini Break-out cables are extremely compact, lightweight and robust. This together with the range of core counts, and connectivity available make them ideal for use as links from patch panel to equipment, patch panel to patch panel, patch panel to consolidation points, and rack to rack links.

### Features

- 8 core to 48 core
- 2.0mm or 900 Micron Fanout Construction
- Multimode and Singlemode
- SC or LC connectivity
- Supplied with protective tube or sleeve if fanout is 900 micron
- Alternative core counts, connectivity and sheath colours on request
- LSOH outer sheath as standard
- 25 Year System Warranty Available



Visit the online configurator at [www.excel-networking.com](http://www.excel-networking.com) to build your cable.

## Excel Fibre Optic Patch Cords – Multimode 62.5/125µm OM1 – Grey

The Excel range of patch cords are constructed from high quality connectors and 62.5/125µm OM1 grade cable. Each cable has a short strain relief boot and is supplied with a test report detailing insertion loss. All of the patch cords come with an LSOH grey sheath and are individually bagged and labelled.

- 2.8mm Outside Diameter



Length (Metre)	ST-ST Duplex	SC-SC Duplex	ST-SC Duplex
0.5	202-196	202-190	-
1	200-290	200-500	200-600
2	200-300	200-510	200-610
3	200-310	200-520	200-620
5	200-320	200-530	200-630
10	200-324	200-524	200-634
15	200-326	200-525	200-635
20	200-329	200-526	200-636
30	202-199	202-193	-



Length (Metre)	LC-LC Duplex	LC-SC Duplex	LC-ST Duplex
0.5	202-170	202-177	202-183
1	200-181	200-185	200-189
2	200-182	200-186	200-190
3	200-183	200-187	200-191
5	200-184	200-188	200-192
10	202-000	202-003	202-006
15	202-001	202-004	202-007
20	202-002	-	200-008
30	202-173	202-180	202-186

## Excel Fibre Optic Patch Cords – Multimode 50/125µm OM2 – Orange

The Excel range of patch cords are constructed from high quality connectors and 50/125µm OM2 grade cable. Each cable has a short strain relief boot and is supplied with a test report detailing insertion loss. All of the patch cords come with an LSOH orange sheath and are individually bagged and labelled.

- 2.8mm Outside Diameter



Length (Metre)	ST-ST Duplex	SC-SC Duplex	ST-SC Duplex
0.5	202-197	202-191	-
1	200-200	200-224	200-216
2	200-202	200-226	200-218
3	200-204	200-228	200-220
5	200-206	200-229	200-222
10	200-209	200-236	200-227
15	200-286	200-237	200-219
20	200-287	200-238	-
30	202-200	202-194	-




Length (Metre)	LC-LC Duplex	LC-SC Duplex	LC-ST Duplex
0.5	202-171	202-178	202-184
1	200-168	200-172	200-176
2	200-169	200-173	200-177
3	200-170	200-174	200-178
5	200-171	200-175	200-179
10	200-265	200-093	200-180
15	200-266	200-094	-
20	200-267	200-095	200-533
30	202-174	202-181	202-187

**SOMETHING  
DIFFERENT?**  
excel

For cables not shown, call our sales team. We offer a fast turnaround service for different coloured cables, connector types and lengths

## Excel Fibre Optic Patch Cords – Multimode 50/125µm OM3 – Aqua

The Excel range of patch cords are constructed from high quality connectors and 50/125µm OM3 grade cable. Each cable has a short strain relief boot and is supplied with a test report detailing insertion loss. All of the patch cords come with an LSOH aqua sheath and are individually bagged and labelled.



Length (Metre)	ST-ST Duplex	SC-SC Duplex	ST-SC Duplex	LC-LC Duplex	LC-SC Duplex	LC-ST Duplex
1	200-001	200-005	200-013	200-043	200-054	200-062
2	200-002	200-006	200-014	200-044	200-055	200-063
3	200-003	200-007	200-015	200-046	200-056	200-064
5	200-004	200-008	200-016	200-048	200-057	200-070
10	-	200-009	200-017	200-050	200-058	200-071
15	-	200-011	200-018	200-052	200-059	200-073
20	-	200-012	200-019	200-053	200-061	200-075
30	-	-	-	202-176	-	-

## Excel Fibre Optic Patch Cords – Multimode 50/125µm OM4 – Aqua

The Excel range of patch cords are constructed from high quality connectors and 50/125µm OM4 grade cable. Each cable has a short strain relief boot and is supplied with a test report detailing insertion loss. All of the patch cords come with an LSOH aqua sheath and are individually bagged and labelled.

### Features

- OM4 grade duplex (figure 8) LSOH cable
- Individually bagged
- High quality ceramic ferrule
- Low insertion loss < 0.3 dB
- 25 Year System Warranty Available



Length (Metre)	SC-SC Duplex	LC-LC Duplex	LC-SC Duplex
1	204-308	204-300	204-304
2	204-309	204-301	204-305
3	204-310	204-302	204-306
5	204-311	204-303	204-307
10	-	204-323	-

## Excel Fibre Optic Patch Cords – Singlemode 9/125µm OS2

The Excel range of patch cords are constructed from high quality connectors and 9/125µm OS2 grade cable. Each cable has a short strain relief boot and is supplied with a test report detailing insertion loss. All of the patch cords come with an LSOH yellow sheath and are individually bagged and labelled.



Length (Metre)	ST/UPC-ST/UPC Duplex	SC/UPC-SC/UPC Duplex	ST/UPC-SC/UPC Duplex	LC/UPC-LC/UPC Duplex
0.5	202-198	202-192	-	202-172
1	200-251	200-261	200-255	200-678
2	200-252	200-262	200-256	200-680
3	200-253	200-263	200-257	200-682
5	200-254	200-264	200-259	200-684
10	200-107	200-102	200-268	200-201
15	200-108	200-103	200-105	200-203
20	200-109	200-104	200-106	200-205
30	202-201	202-195	-	202-175



Length (Metre)	LC/UPC-SC/UPC Duplex	LC/UPC-ST/UPC Duplex	FC/UPC-FC/UPC Duplex	FC/UPC-ST/UPC Duplex
0.5	202-179	202-185	-	-
1	200-686	200-694	200-501	200-517
2	200-688	200-696	200-502	200-511
3	200-690	200-698	200-503	200-512
5	200-692	200-699	200-504	200-513
10	200-098	200-099	200-505	-
15	200-097	200-100	-	-
20	200-096	200-101	-	-
30	202-182	202-188	-	-



Length (Metre)	FC/UPC-SC/UPC Duplex	SC/APC - SC/APC Duplex	SC/APC - SC/UPC Duplex	SC/APC - LC/UPC Duplex	LC/APC - LC/APC Duplex
1	200-534	201-001	201-021	201-041	201-251
2	200-535	201-002	201-022	201-042	201-252
3	200-536	201-003	201-023	201-043	201-253
5	200-537	201-005	201-025	201-045	201-254
10	200-538	201-010	201-030	-	201-256

## Excel Pigtails – 62.5/125µm OM1, 50/125µm OM2/OM3/OM4 & 9/125µm OS2

The Excel range of pigtails are constructed from high quality connectors and 62.5/125µm OM1, 50/125µm OM2, 50/125µm OM3, 50/125µm OM4 and 9/125µm OS1 & OS2 grade cables. Each cable has a short strain relief boot and is supplied with a test report detailing insertion loss.



Pigtail Type	OM1	OM2	OM3	OM4	OS1&OS2
ST	200-556	200-557	200-577	-	200-576
SC	200-552	200-553	200-555	204-321	200-554
LC	200-558	200-559	200-560	204-320	200-561
FC	-	-	-	-	200-563
SC/APC	-	-	-	-	200-562

## Excel Pigtails - Packs

Excel range of multi packaged (12pk) pigtails are constructed from high quality LC connectors and either OM3/OM4 and OS2 grade cables.

- Colour coded



Description	Part Number
Excel OS2 LC Pigtail 9/125 0.5m - 12 Colour Pack	200-565
Excel OM3 LC Pigtail 50/125 0.5m - 12 Colour Pack	200-578
Excel OM4 LC Pigtail 50/125 0.5m - 12 Colour Pack	204-322
Excel OS2 LC Pigtail 9/125 2m - 12 Colour Pack	200-602
Excel OM3 LC Pigtail 50/125 2m - 12 Colour Pack	200-603
Excel OM4 LC Pigtail 50/125 2m - 12 Colour Pack	200-604

## Excel Fibre Optic Connectors – ST, SC, LC and FC



The STII and SC single piece connectors are designed for quick and easy termination either on-site or in the factory. Suitable for use with both loose tube and tight buffered cable, can be used with the cold cure termination system detailed in this section.



Strain relief boots are included, yellow for singlemode and black for multimode. By using the Excel SC Duplex Clip, two SC Simplex Connectors can be joined to form a single SC Duplex Connector.



The LC Connector is becoming the Small Form Factor (SFF) of choice. Occupying half the space of a duplex SC Connector, this product is ideal for high density applications such as Data Centres and Server Farms.



The FC connectors are designed for quick and easy termination either on-site or in the factory. Suitable for use with both loose tube and tight buffered cable, can be used with the cold cure termination system detailed in this section.



### Features

- Individually bagged
- Highest quality ceramic ferrule
- Both 900µm pigtail and 2 or 3mm cable boots included
- Simplex and Duplex options in SC and LC
- 25 Year System Warranty Available

Model	ST II Simplex	SC Simplex	LC Simplex	LC Duplex	FC Simplex
Singlemode	200-319	200-361	200-351	200-349	200-302
Multimode	200-330	200-358	200-353	200-352	200-301
Multimode (pk 100)	200-330-100	200-358-100	200-353-100	-	-
<b>SC Connectors Accessories</b>					
SC Duplex Clip	-	200-367	-	-	-

## Excel Fibre Optic Adaptors – ST and SC



### ST-SC Adaptors

ST to SC Adaptors are used to match cables or assemblies with different connectors, can be used either in-line or mounted in patch panels or faceplates.



### ST-ST Adaptors

Standard construction ST in-lines available in either multimode or singlemode.



### SC Adaptors

SC adaptors, available in both Simplex and Duplex, can be mounted in panels or wall plates and are suitable for use with both Simplex and Duplex SC connectors. In an extension to the range, Angled Polish (APC) style are now also available.



ST-SC Adaptors	Part Number
ST-SC Duplex Adaptor	200-735
ST-ST Adaptors	
ST Standard Adaptor, Locknut and Black ID Ring	200-350
ST Singlemode Bulkhead Adaptor	200-350-SM
SC Adaptors	
SC Simplex Adaptor, Multimode	200-570
SC Simplex Adaptor, Multimode - Rose	201-130
SC Duplex Adaptor, Multimode	200-365
SC Duplex Adaptor, Multimode - Rose	201-131
SC Simplex Adaptor, Singlemode	200-571
SC Duplex Adaptor, Singlemode	200-366
SC Simplex Adaptor, Multimode - Aqua	201-135
SC Duplex Adaptor, Multimode - Aqua	201-136
SC/APC Adaptors	
SC/APC Simplex Adaptor, Singlemode	200-566
SC/APC Duplex Adaptor, Singlemode	200-567



## Excel Fibre Optic Adaptors – LC and FC


### LC Adaptors

The Excel LC adaptor is a polymer body through coupler with RJ45/SC Simplex footprint.

### FC Adaptors

FC Adaptors are used to match cables or assemblies with different connectors, can be used either in-line or mounted in patch panels or faceplates.

**Alignment Sleeve:** Multimode - Phosphor Bronze  
Singlemode - Ceramic (Zirconia)



200-364

200-389



200-390



### LC Adaptors

LC Duplex Adaptor, Multimode	200-363
LC Duplex Adaptor, Multimode - Rose	201-132
LC Duplex Adaptor, Singlemode	200-364
LC Quad Adaptor, Multimode	200-568
LC Quad Adaptor, Multimode - Rose	201-133
LC Quad Adaptor, Singlemode	200-569
LC Duplex Adaptor, Multimode - Aqua	201-137
LC Quad Adaptor, Multimode - Aqua	201-138

### LC/APC Adaptors

LC/APC Duplex Adaptor, Singlemode	200-364-LCAPC
-----------------------------------	---------------

### FC Adaptors

FC Multimode Adaptor	200-389
FC Singlemode Adaptor	200-390


## Excel Fibre Optic Patch Panels

Excel loaded patch panels are supplied with pre-configured adaptors for fast, easy installation. All patch panels are supplied with a cable management kit and cage nuts, cabinet installation is completed using the supplied fixing arms.

The LC connector series are small form factor (SMF) style options. Each adaptor accommodates a two fibre connector, resulting in a high density solution ideal for server farm, data centre and general high fibre count installations.

### Features

- Choice of port density
- Available in multimode and singlemode
- Multiple pre stamped cable entry positions on rear
- Each panel includes a 24 way splice bridge, 2 x cable entry glands, 4 x self adhesive cable management ties, 4 x cage nut fixing set and blanks for unused ports
- Cable tie “bridges” in base of draw
- Pigtails are supplied separately




24 Fibre SC Panel.  
Pigtails supplied separately



Choice of gland mounting positions




Port identification and quick release handles



Built in cable tie position

### Sliding Drawer Fibre Optic Patch Panels - Pre Loaded



Number of Fibres	ST-MM	ST-SM	SC-MM	SC-MM*	SC-SM	SC-SM*	LC-MM	LC-SM
4	200-377	200-427	-	-	-	-	-	-
8	200-378	200-428	200-401	-	200-480	-	200-460	200-470
12	200-379	200-429	200-405	200-486	200-481	200-484	-	-
16	200-382	200-430	200-406	-	200-482	-	200-462	200-472
24	200-384	200-431	200-407	200-487	200-483	200-485	200-464	200-474
48	-	-	200-408	-	200-411	-	200-466	200-476

\* Simplex versions    MM = Multimode    SM = Singlemode

Description	Part Number
24 Way Singlemode Fibre Optic Panel - 24 LC Quad (96 Fibre)	200-488
24 Way Multimode Fibre Optic Panel - 24 LC Quad (96 Fibre)	200-489



## Excel Fibre Optic Patch Panels (continued)

### Sliding Drawer Fibre Optic Patch Panels - Unloaded

Description	Part Number
24 Way SC Duplex/LC Quad Fibre Optic Panel - Empty	200-402
24 Way SC Simplex/LC Duplex Fibre Optic Panel - Empty	200-403
12 Way SC Duplex/LC Quad Fibre Optic Panel - Empty	200-404
24 Way ST/FC Simplex Fibre Optic Panel - Empty	200-950
24 Way SC Duplex/LC Quad Fibre Optic Panel - Empty	200-951
24 Way SC Simplex/LC Duplex Fibre Optic Panel - Empty	200-952

### Sliding Drawer Fibre Optic Patch Panels - Loaded

Description	Part Number
24Way Duplex OS2 LC: Blue 48 Pigtails & Cassette	201-620
24Way Duplex OS2 LC APC: Green 48 Pigtails & Cassette	201-621
24Way Duplex OM3 LC: Aqua 48 Pigtails & Cassette	201-622
24Way Duplex OM4 LC: Rose 48 Pigtails & Cassette	201-623
24Way Duplex OS2 LC: Blue & Cassette	201-624
24Way Duplex OS2 LC/APC: Green & Cassette	201-625
24Way Duplex OM3 LC: Aqua & Cassette	201-626
24Way Duplex OM4 LC: Rose & Cassette	201-627

## Excel 10" Fibre Optic Patch Panels

Excel range of 10" mounting fibre panels for use with the Excel consolidation point box.

### Features

- Works well with 350-750
- Compact design



100-777



100-778



100-779

Description	Part Number
Excel 10" MTP Panel - Unloaded (2 cassettes)	100-777
Excel 10" 24-Port LC Duplex (48c) Panel - mm	100-778
Excel 10" 24-Port LC Duplex (48c) Panel - sm	100-779

See page 231 to see the Excel Consolidation Point Box

## Excel Mixed Use Patch Panel Frames



The Excel Mixed Use Panel accepts either and/or both copper and fibre modules. The ability to have fibre and copper presented in one panel offers flexibility in the installation, reduces required rack space and provides future proofing in system design. Useful in the extremes of installations from data centres where the mixed use panel may aid separation of the routes of cabling, to a remote wall box that has a small number of fibre and copper links, the Mixed Use panel will suit any environment. The construction of the panel has a chrome colour finish and may be used for either screened or unscreened copper cabling and LC or MTP fibre connectivity.

A 4 or 8 module Mixed Use panel is available, both using 1U of rack space.

### Features

- 4 & 8 Module Capacity Patch Panel Frames
- Accepts Copper & Fibre Modules
- 1U of Rack Space
- Toolless assembly and module fitting



Description	Part Number
Excel 1U Mixed Use Patch Panel Frames - 4 Module - Unloaded	100-230
Excel 1U Mixed Use Patch Panel Frames - 8 Module - Unloaded	100-231

## Excel 6 Port Duplex LC Fibre Module



Excel 6 Port Duplex (12 Fibre) LC Modules are available with Multimode and Singlemode adapters. Manufactured from high impact flame retardant plastic the modules are fitted with LC duplex adapters and an internal management wheel to store the slack fibre. The incoming cable is introduced to the module through a split rubber grommet and secured with a cable tie on the inside.

After termination the module is simply fitted to one of the compatible Excel Mixed Use Patch Panels permitting different categories of Fibre and Copper to be presented on the same panel without interference. The modules are easily fitted and removed from the rear of the patch panel by activating release latches.

### Features

- 6 Port Duplex LC (12 Fibre) Module
- OM3, OM4 & OS2 Versions
- Compatible with Excel Mixed Use Panel
- Split grommet cable entry
- 4 & 8 Module Patch Panels Frames
- Toolless assembly and patch panel fitting
- 25 Year System Warranty Available



Description	Part Number
6 Port (12 Fibre) OM3 LC Module	201-600
6 Port (12 Fibre) OM4 LC Module	201-601
6 Port (12 Fibre) OS2 LC Module	201-602

## Excel 6 Port Duplex MTP Fibre Module

Excel 6 Port Duplex (12 Fibre) MTP Modules are available with Multimode and Singlemode adapters. Manufactured from high impact flame retardant plastic the modules are fitted with LC duplex adapters to the front of the module and MTP to the rear, an internal management wheel stores the slack fibre.

After termination the module is simply fitted to one of the compatible Excel Mixed Use Patch Panels permitting different categories of Fibre and Copper to be presented on the same panel without interference.

The modules are easily fitted and removed from the rear of the patch panel by activating release latches.



### Features

- 6 Port Duplex MTP (12 Fibre) Module
- OM3, OM4 & OS2 Versions
- Compatible with Excel Mixed Use Panel
- MTP adapter in rear of module
- 4 & 8 Module Patch Panels Frames
- Toolless assembly and patch panel fitting
- 25 Year System Warranty Available

Description	Part Number
6 Port Duplex (12 Fibre) OM3 LC to MTP Module	201-610
6 Port Duplex (12 Fibre) OM4 LC to MTP Module	201-611
6 Port Duplex (12 Fibre) OS2 LC to MTP Module	201-612
<b>Compatible Patch Panel Frames</b>	
Excel 1U Mixed Use Patch Panel Frame - 4 Module - Unloaded	100-230
Excel 1U Mixed Use Patch Panel Frame - 8 Module - Unloaded	100-231

## Excelerator High Density MTP Fibre Optic 5 Cassette Patch Panel - Unloaded



Excelerator 1U High Density MTP Cassettes Patch Panel offers an expandable fibre optic deployment. The front drop down panel offers protection to the installed patch cords and also a large labeling field. Further, panel identification labeling, may be fixed to the drop down panel in the closed position. The panel is supplied with a card label that can be replaced with the users own label or adhesive engraved label as preferred. This 1U patch panel is mounted in standard 19" profiles using cage nuts and screws. Once mounted the panel can be pulled forward by releasing two side catches to facilitate easy access to the LC connectors in the cassettes. Up to 5 cassettes may be mounted in this patch panel this presents a maximum of 120 fibre cores in LC Duplex connectors (60 LC Duplex Connectors). Multimode and Singlemode cassettes are available in either 12 or 24 core configurations. The cassettes are inserted in the front and fixed at the rear ensuring a secure mounting.

### Features

- High Density - 120 Fibres Maximum
- Sliding Panel for Access
- Accepts up to 5 cassettes
- Drop Down Front Panel
- 25 Year System Warranty Available
- Large Labeling Field

Description	Part Number
Excelerator 1U High Density MTP Patch Panel (Unloaded)	208-002
Excelerator LC Extraction Tool	208-023
Compatible Cassettes	
Excelerator High Density OM3 MTP Fibre Cassette 6 Duplex LC (12 Core)	208-011
Excelerator High Density OM3 MTP Fibre Cassette 12 Duplex LC (24 Core)	208-012
Excelerator High Density OM4 MTP Fibre Cassette 6 Duplex LC (12 Core)	208-013
Excelerator High Density OM4 MTP Fibre Cassette 12 Duplex LC (24 Core)	208-014
Excelerator High Density OS2 (APC) MTP Fibre Cassette 6 Duplex LC (12 Core)	208-015
Excelerator High Density OS2 (APC) MTP Fibre Cassette 12 Duplex LC (24 Core)	208-016

Please check the Excel High Density MTP Fibre Optic Specification Sheet to ensure that the correct versions of the product is ordered to achieve the channel configuration desired.

## Excelerator High Density MTP Angled Fibre Optic 4 Cassette Patch Panel - Unloaded

Excelerator 1U High Density Angled MTP Cassettes Patch Panel offers an expandable fibre optic deployment. The front drop down panel offers protection to the installed patch cords and also a large labeling field. Further, panel identification labeling, may be fixed to the drop down panel in the closed position. The panel is supplied with a card label that can be replaced with the users own label or adhesive engraved label as preferred. This 1U patch panel is mounted in standard 19" profiles using cage nuts and screws. Once mounted the panel can be pulled forward by releasing two side catches to facilitate easy access to the LC connectors in the cassettes. Up to 4 cassettes may be mounted in this patch panel this presents a maximum of 96 fibre cores in LC Duplex connectors (48 LC Duplex Connectors). The angle mounting of the cassettes reduces the bend on the connected fibre cords. Multimode and Singlemode cassettes are available in either 12 or 24 core configurations. The cassettes are inserted in the front and fixed at the rear ensuring a secure mounting.

### Features

- High Density - 96 Fibres Maximum
- Sliding Panel for Access
- Accepts up to 4 cassettes
- Drop Down Front Panel
- 25 Year System Warranty Available
- Large Labeling Field

Description	Part Number
Excelerator 1U High Density Angled MTP Patch Panel (Unloaded)	208-004
Excelerator LC Extraction Tool	208-023
<b>Compatible Cassettes</b>	
Excelerator High Density OM3 MTP Fibre Cassette 6 Duplex LC (12 Core)	208-011
Excelerator High Density OM3 MTP Fibre Cassette 12 Duplex LC (24 Core)	208-012
Excelerator High Density OM4 MTP Fibre Cassette 6 Duplex LC (12 Core)	208-013
Excelerator High Density OM4 MTP Fibre Cassette 12 Duplex LC (24 Core)	208-014
Excelerator High Density OS2 (APC) MTP Fibre Cassette 6 Duplex LC (12 Core)	208-015
Excelerator High Density OS2 (APC) MTP Fibre Cassette 12 Duplex LC (24 Core)	208-016

Please check the Excel High Density MTP Fibre Optic Specification Sheet to ensure that the correct versions of the product is ordered to achieve the channel configuration desired.



## Excelerator MTP Through Coupler Panel - Unloaded



Excelerator 1U MTP Through Coupler Patch Panel offers offers housing for up to 12 US ConneC MTP Through Couplers. The patch panel is based on the popular Excel Fibre Optic Patch Panels to offer flexibility in mounting position and use. The patch panel is supplied empty, with the MTP coupler positions fitted with blank caps. It is supplied empty so that only the required number of MTP Through Couplers have to be installed on “day one” and allow for future expansion. The patch panel is slide opening to gain access during installation. Incoming trunk cables, that have mutiple MTP connectors, are fitted with stuffing glands. The panel has multiple, “key hole” shape, apertures to accommodate the attachment of the stuffing gland. The 12 positions, when full, results in this panel supporting the connection of up to 144 cores of optical fibre.

### Features

- Accepts up to 12 MTP Through Couplers
- Supplied empty for custom deployments
- 25 Year System Warranty Available
- 1U Height
- Multiple “Key Hole” Aperture entry for Trunk Cables

Description	Part Number
1U MTP Through Coupler Patch Panel -12 Port - Unloaded	208-020
US Conec MTP Aligned Adapter 5306	208-021



## Excelerator Fibre Optic MTP® Cassettes

The Excelerator Fibre Optic MTP® Cassette mounts directly into either the High Density MTP Fibre Optic 5 cassette or the High Density MTP Angled Fibre Optic 4 Cassette Patch Panel. These patch panels are both 1U high and mount directly into the 19" cabinet profiles. This range of products has been designed and manufactured to support both the pre-terminated and the emerging 40/100 Gigabit Ethernet fibre optic installations. The cassettes are terminated with the superior quality US Conec MTP Elite® connector. Both 6 and 12 Duplex LC (12 and 24 core) cassettes are available.

The 6 Duplex Port has one MTP Elite® connector on the rear and the 12 Duplex Port version has two. The cassettes are factory terminated and tested ensuring optimal performance when connected to the desired Excel MTP® Trunk Cable. Simply inspect the MTP® end faces of the cable and cassette and connect. OM3, OM4 and OS2 categories of fibre optic cassettes are available depending on the desired class of channel.



### Features

- Factory terminated and tested
- US Conec MTP Elite® Connectors
- 6 or 12 Duplex LC Ports
- OM3, OM4 or OS2
- 25 Year System Warranty Available
- Compatible with Excel Fibre Optic Cassette Patch Panel
- Test certificate supplied
- APC Singlemode connector as standard

## Performance of MTP System

### Fibre Optic Cable Performance

#### OM3 & OM4 – Multimode

Parameter		Value		
Modal-Field Diameter		5 ± 2.5 µm		
		125 ± 1 µm		
Numerical Aperture		0.20 ± 0.015 µm		
Category	Size	Bandwidth Overfilled launch		Effective laser launch
		850 nm	1300 nm	850 nm
OM3	50/125µm	1500 MHzkm	500 MHzkm	2000 MHzkm
OM4	50/125µm	3500 MHzkm	500 MHzkm	4700 MHzkm

#### OS2 – Singlemode

Parameter		Value
Modal-Field Diameter		9 ± 0.4 µm
		125 ± 0.7 µm
Numerical Aperture		0.20 ± 0.015 µm
OS2 Wavelength		Maximum attenuation
1310 nm		0.4 dB/km
1383 nm		0.4 dB/km
1550 nm		0.4 dB/km

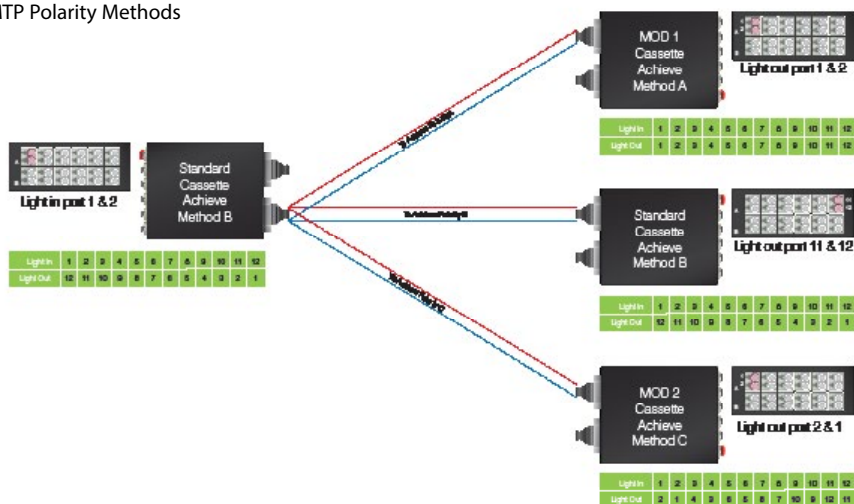
## Excelerator Fibre Optic MTP® Cassettes (continued)

### MTP Elite Connector Performance

Parameter	Value
Multimode - Insertion Loss	0.1dB Typical (All Fibres) 0.35dB Maximum (Single Fibre)
Multimode - Optical Return Loss	> 20dB
Singlemode - Insertion Loss	0.10dB Typical (All Fibres) 0.35dB Maximum (Single Fibre)
Singlemode (APC) - Optical Return Loss	> 60dB

Description	Part Number
Excelerator High Density OM3 MTP Fibre Cassette 6 Duplex (12 Core)	208-011
Excelerator High Density OM3 MTP Fibre Cassette 12 Duplex (24 Core)	208-012
Excelerator High Density OM4 MTP Fibre Cassette 6 Duplex (12 Core)	208-013
Excelerator High Density OM4 MTP Fibre Cassette 12 Duplex (24 Core)	208-014
Excelerator High Density OS2 (APC) MTP Fibre Cassette 6 Duplex (12 Core)	208-015
Excelerator High Density OS2 (APC) MTP Fibre Cassette 12 Duplex (24 Core)	208-016
Excelerator 2 way MTP Fibre Cassette - Empty with Blanks	208-217
Excelerator 2 way MTP Fibre Cassette - Aligned Couplers Fitted	208-218

### MTP Polarity Methods



## Excelerator MTP Elite® Fibre Optic Trunk Cables

The Excelerator MTP Elite® Trunk Cables offer pre-terminated optical fibre that is factory tested in a range of core counts. The trunk cable is manufactured with multiple, 12 core MTP Elite® connectors to give 12, 24, 36, 48, 72, 96 or 144 core cables. The US Conec MTP Elite® connector has been chosen as the MPO (Multiple-Fibre Push-On/Pull-off) for superior performance with low loss properties. The MTP Elite® is the superior connector from the superior MPO manufacturer. Each cable is tested in the factory and is supplied with the test certificate. Each end of the cable has the MTP Elite® connector(s) protected with a flexible hose.

The trunk cable assemblies are available in OM3, OM4 and OS2. Bespoke lengths are offered (to the nearest metre). In the case of the 24 core and greater the cable is constructed of multi-core units.

### Features

- US Conec MTP Elite® connectors used
- 12 Core Connectors
- 12 to 144 Core available (multiple MTP Elite®s)
- OM3, OM4 or OS2
- Factory tested
- 25 Year System Warranty Available
- APC Singlemode connector as standard

### Simple ordering process

The construction of the MTP Elite® installation starts with ordering the required products. This is a very simple process.


- What is the length of the trunk cable required?
  - Round up to the nearest metre in length
  - Do not forget any vertical drops
  - 'Service Loop', correctly managed does not affect the performance of fibre
- Fibre grade
  - OM3, OM4 and OS2 are available
- Core size
  - 12, 24, 36, 48, 72, 96 and 144 core available
- This corresponds to 1, 2, 3, 4, 6, 8 or 12 MTP Elite® connectors at each end

Description	Part Number
Excelerator OM3 yy Core MTP Trunk Cable xxx m	208-OM3-yyC-MTP-xxx
Excelerator OM4 yy Core MTP Trunk Cable xxx m	208-OM4-yyC-MTP-xxx
Excelerator OS2 yy Core MTP Trunk Cable xxx m	208-OS2-yyC-MTP-xxx


yy = core size (12, 24, 36, 48, 72, 96 or 144)

xxx = length in metres (to the nearest metre)

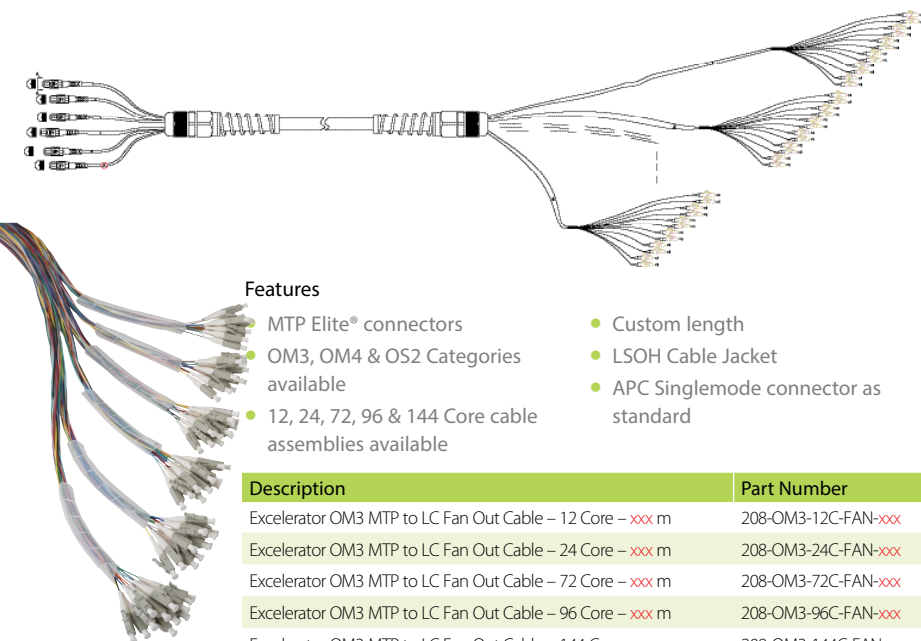
e.g. 208-OM3-48C-MTP-150 Excel OM3 48 Core MTP Trunk Cable 150 m



## Excelerator MTP to LC Fan Out Cables



Excelerator MTP to LC Fan Out Cables offer a flexible way to connect fibre optic equipment to MTP Trunk Cables. The assembly uses the superior MTP Elite connector (without pints) from US Conec offering high performance and longevity. Each fan out cable is constructed with mini break out cable so that the fibre is a single piece in the assembly. For fan out cables that are 24 core and above the MTP is presented on a 600 mm section and the LC connectors are branched out and staggered to manage the connectivity. Please refer to the Specification Sheets available from [www.excel-networking.com](http://www.excel-networking.com) for the dimensions and connectivity arrangements. The overall length is specified by the customer when ordering, see part number table below.



### Features

- MTP Elite® connectors
- OM3, OM4 & OS2 Categories available
- 12, 24, 72, 96 & 144 Core cable assemblies available
- Custom length
- LSOH Cable Jacket
- APC Singlemode connector as standard

Description	Part Number
Excelerator OM3 MTP to LC Fan Out Cable – 12 Core – xxx m	208-OM3-12C-FAN-xxx
Excelerator OM3 MTP to LC Fan Out Cable – 24 Core – xxx m	208-OM3-24C-FAN-xxx
Excelerator OM3 MTP to LC Fan Out Cable – 72 Core – xxx m	208-OM3-72C-FAN-xxx
Excelerator OM3 MTP to LC Fan Out Cable – 96 Core – xxx m	208-OM3-96C-FAN-xxx
Excelerator OM3 MTP to LC Fan Out Cable – 144 Core – xxx m	208-OM3-144C-FAN-xxx
Excelerator OM4 MTP to LC Fan Out Cable – 12 Core – xxx m	208-OM4-12C-FAN-xxx
Excelerator OM4 MTP to LC Fan Out Cable – 24 Core – xxx m	208-OM4-24C-FAN-xxx
Excelerator OM4 MTP to LC Fan Out Cable – 72 Core – xxx m	208-OM4-72C-FAN-xxx
Excelerator OM4 MTP to LC Fan Out Cable – 96 Core – xxx m	208-OM4-96C-FAN-xxx
Excelerator OM4 MTP to LC Fan Out Cable – 144 Core – xxx m	208-OM4-144C-FAN-xxx
Excelerator OS2 (APC) MTP to LC Fan Out Cable – 12 Core – xxx m	208-OS2-12C-FAN-xxx
Excelerator OS2 (APC) MTP to LC Fan Out Cable – 24 Core – xxx m	208-OS2-24C-FAN-xxx
Excelerator OS2 (APC) MTP to LC Fan Out Cable – 72 Core – xxx m	208-OS2-72C-FAN-xxx
Excelerator OS2 (APC) MTP to LC Fan Out Cable – 96 Core – xxx m	208-OS2-96C-FAN-xxx
Excelerator OS2 (APC) MTP to LC Fan Out Cable – 144 Core – xxx m	208-OS2-144C-FAN-xxx

xxx = length in metres (to the nearest metre)

## Excelerator MTP Patch Leads

Excel MTP Elite® Female to Female patch leads are available in OM3/OM4 and OS2 variants. The leads are manufactured with 12 core cable and US Conec Elite MPO no pin connectors.

### Features

- US Conec MTP Elite® connector
- 12 Core Connectors
- OM3, OM4 and OS2
- APC Singlemode connector as standard
- 25 Year System Warranty Available



Description	Part Number
Excelerator OM3 MTP Female to MTP Female Patch Lead - 1M	208-031
Excelerator OM3 MTP Female to MTP Female Patch Lead - 2M	208-032
Excelerator OM3 MTP Female to MTP Female Patch Lead - 3M	208-033
Excelerator OM3 MTP Female to MTP Female Patch Lead - 4M	208-034
Excelerator OM3 MTP Female to MTP Female Patch Lead - 5M	208-035
Excelerator OM4 MTP Female to MTP Female Patch Lead - 1M	208-041
Excelerator OM4 MTP Female to MTP Female Patch Lead - 2M	208-042
Excelerator OM4 MTP Female to MTP Female Patch Lead - 3M	208-043
Excelerator OM4 MTP Female to MTP Female Patch Lead - 4M	208-044
Excelerator OM4 MTP Female to MTP Female Patch Lead - 5M	208-045
Excelerator OS2 (APC) MTP Female to MTP Female Patch Lead - 1M	208-051
Excelerator OS2 (APC) MTP Female to MTP Female Patch Lead - 2M	208-052
Excelerator OS2 (APC) MTP Female to MTP Female Patch Lead - 3M	208-053
Excelerator OS2 (APC) MTP Female to MTP Female Patch Lead - 4M	208-054
Excelerator OS2 (APC) MTP Female to MTP Female Patch Lead - 5M	208-055

## Excel Tamperproof Fibre Optic Patch Boxes

Excel tamperproof patch boxes are ideal for ensuring that an installation is kept safe and enclosed even when a rack or comms enclosure is not available. The design allows for a small footprint to be deployed in remote locations.



Description	Part Number
4 Port ST Multimode Loaded Tamperproof	202-020
4 Port ST Loaded Tamperproof Wall Mount	202-022



## Excel Fibre Optic Patch Boxes



Excel has an extensive range of ST, SC (Duplex) and LC (Quad) patch boxes suitable for wall, floor or desk mounting. With a 20mm knock out on every side and pre-drilled fixing holes. Ideal for conduit or cable gland entry this new range allows you to select the perfect box to suit your application. The number of ports shown denotes the number of adaptors. SC adaptors are Duplex style and offer two fibre connections per port. LC adaptors are Quad style and offer four fibre connections per port.

### Features

- One piece body construction eliminates fibre snagging
- Available in ST, SC (Duplex) and LC (Quad) connector styles
- Multimode adaptors
- Each unit includes the enclosure fitted out with in-line adaptors, 24 way splice bridge and 4 x self adhesive cable management ties



Description	Dimensions	Part Number
ST Patch Box - 4 Port (4 Core)	110mm x 110mm x 40mm	202-024
ST Patch Box - 8 Port (8 Core)	160mm x 160mm x 40mm	202-025
ST Patch Box - 12 Port (12 Core)	160mm x 160mm x 80mm	202-026
ST Patch Box - 16 Port (16 Core)	160mm x 160mm x 80mm	202-027
SC Patch Box - 2 Port Duplex (4 Core)	110mm x 110mm x 40mm	202-028
SC Patch Box - 4 Port Duplex (8 Core)	160mm x 160mm x 40mm	202-029
SC Patch Box - 6 Port Duplex (12 Core)	160mm x 160mm x 80mm	202-030
SC Patch Box - 8 Port Duplex (16 Core)	160mm x 160mm x 80mm	202-031
LC Patch Box - 2 Port Quad (8 Core)	110mm x 110mm x 40mm	202-107
LC Patch Box - 4 Port Quad (16 Core)	160mm x 160mm x 40mm	202-108
LC Patch Box - 6 Port Quad (24 Core)	160mm x 160mm x 80mm	202-109
LC Patch Box - 8 Port Quad (32 Core)	160mm x 160mm x 80mm	202-110

**Note:** Each adaptor on the SC patch box will accept 1 x SC (Duplex) connector or 2 x SC (Simplex) connectors. Each adaptor on the LC patch box will accept 1 x LC (Quad) connector, or 2 x LC (Duplex) connectors or 4 x LC (Simplex) connectors.

Boxes are also available in Singlemode.  
For prices and availability details please call our Sales Office.

[See the Accessories chapter for a full range of fibre accessories.](#)

## Excel 2 Door Lockable Fibre Optic Wall Mounted Enclosure

These patch boxes are designed for high-density, secure terminations. Their two door design ensures that both the terminations and the patching are safe. The boxes have 20mm knockouts and pre-drilled fixing holes.

### Features

- Manufactured with a one piece body, an interchangeable plate and hinged lockable doors
- ST, SC (Duplex) and LC (Quad) in-line multimode adaptor plates available
- All boxes include the box itself and a fitted adaptor plate loaded with the appropriate number of in-line adaptors, 24 way splice bridge, cable entry gland and 4 x self adhesive cable management ties




### Technical Data

Dimensions: 360mm x 250mm x 90mm

Description	Part Number
12 Port ST (12 Core) Lockable Patch Box – Loaded	202-035
24 Port ST (24 Core) Lockable Patch Box – Loaded	202-036
6 Port SC Duplex (12 Core) Lockable Patch Box – Loaded	202-037
12 Port SC Duplex (24 Core) Lockable Patch Box – Loaded	202-038
6 Port LC Quad (24 Core) Lockable Patch Box - Loaded	202-033
12 Port LC Quad (48 Core) Lockable Patch Box - Loaded	202-034

## Excel 1 Door Fibre Optic Wall Mounted Enclosure

The Excel lockable wall mounted enclosures provide a cost effective, secure method of terminating fibre where standard 19" cabinets and patch panels are not suitable. Each unit is supplied unloaded, just add to your chosen enclosure the required plate and adaptors. Standard wall box (200-987) includes Splice Management.

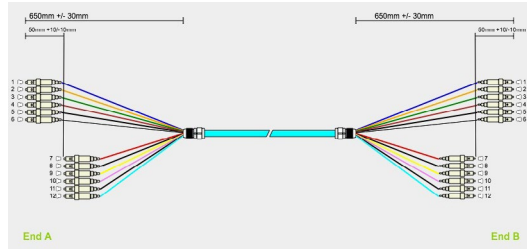


200-987

	Compact 250 x 250 x 55mm		Standard 370 x 330 x 80mm	
Wall Mounted Enclosure	200-985		200-987	
Adaptor Plates to suit above wall boxes	ST	SC (Duplex)	ST	SC (Duplex)
4 x Adaptor Plate	200-989	200-995	-	-
6 x Adaptor Plate	-	-	-	-
8 x Adaptor Plate	200-991	-	-	-
12 x Adaptor Plate	-	-	-	200-998
16 x Adaptor Plate	-	-	-	-
24 x Adaptor Plate	-	-	200-994	-
MM Compatible Adaptor	200-350	200-365	200-350	200-365
SM Compatible Adaptor	200-350-SM	200-366	200-350-SM	200-365-SM

# Excelerator Configurator

To assist you with choosing the right pre-terminated fibre cable we've developed the Excelerator Configurator that takes you through a number of simple steps to design your cable.



The configurator will produce a drawing and a specification that can be sent to our sales team to obtain a quotation.

**Type**

- ☒ Assembly
- ☐ MTP Trunk

**Construction <sup>1</sup>**

- ☒ Distribution
- ☐ Breakout
- ☐ Mini-Breakout

**Category**

- ☐ OM3
- ☒ OM4
- ☐ OS2

**Cores**

- ☐ 8
- ☒ 12
- ☐ 16
- ☐ 24
- ☐ 48
- ☐ 72

**Connector A**

- ☒ LC
- ☐ SC

**Connector B**

- ☐ LC
- ☒ SC

**Length (m) <sup>1</sup>**

**Quantity**

**EXCELERATOR**  
Pre-terminated Fibre Optic Cabling Solutions

End A

End B

**Type**

- ☒ Assembly
- ☐ MTP Trunk

**Construction <sup>1</sup>**

- ☒ Distribution
- ☐ Breakout
- ☐ Mini-Breakout

**Category**

- ☐ OM3
- ☒ OM4
- ☐ OS2

**Cores**

- ☐ 8
- ☒ 12
- ☐ 16
- ☐ 24
- ☐ 48
- ☐ 72

**Connector A**

- ☒ LC
- ☐ SC

**Connector B**

- ☐ LC
- ☒ SC

**Length (m) <sup>1</sup>**

**Quantity**

**Cable Specifications**

Construction	Distribution	Category	Data	Media	Multimode
Cores	12	OM4	RJ45	Diameter	0.2mm
Splice	Splice (MTP)				

**End A**

Construction	LC x 12 pos
Buffer	300µm
Plastic	600mm x 100 x 10mm
Straps	300mm x 100 x 10mm
End A Rep	1: 100µm 2: 100µm 3: 100µm 4: 100µm 5: 100µm 6: 100µm 7: 100µm 8: 100µm 9: 100µm 10: 100µm 11: 100µm 12: 100µm

**End B**

Construction	SC x 12 pos
Buffer	300µm
Plastic	600mm x 100 x 10mm
Straps	300mm x 100 x 10mm
End B Rep	1: 100µm 2: 100µm 3: 100µm 4: 100µm 5: 100µm 6: 100µm 7: 100µm 8: 100µm 9: 100µm 10: 100µm 11: 100µm 12: 100µm

Visit the Excelerator Configurator at [excelerator.excel-networking.com](https://excelerator.excel-networking.com)



# Blown Fibre Systems

Prysmian Sirocco Blown Fibre Units (EPFU)	127
Prysmian Sirocco Direct Install Cable (Duct)	127
Prysmian Sirocco Internal Tube Assemblies (LSOH)	128
Prysmian Sirocco Tube Distribution Closure (TDC) MK II	129
Prysmian Sirocco Tube Distribution Closure (TDC) MK II	130
Prysmian Sirocco Tube Distribution Closure (TDC) MK II Accessories & Tools	131
Prysmian Sirocco Resin Filled Joints	132
Prysmian Sirocco Customer Lead In Unit	133
Prysmian Sirocco Customer Lead In Unit - Large	134
Prysmian Sirocco Blown Fibre Gas Seal Unit	135
Prysmian Sirocco DB1 Connection Kit	136
Prysmian Sirocco 5mm Gas Block Connector	136
Prysmian Sirocco Single Tube Gas Block Housing	137
Prysmian Sirocco Blown Fibre Manifold	138
Prysmian Sirocco Internal TDU	138
Prysmian Sirocco Blown Fibre Tube Patching Panel	139
Prysmian Sirocco PSP Splice and Patch Shelf	140
Prysmian Sirocco PSP Splice and Patch Shelf - Additional Items	141
Prysmian Sirocco PSP Splice and Patch Shelf - Additional Items	142
Prysmian Sirocco Blown Tube Patch Shelf	143
Prysmian Sirocco Tube Connectors	144
Prysmian Sirocco Close Down Assembly 3A	145
Prysmian Sirocco Tube Cutter	145
Prysmian Sirocco Blowing Beads	145
Prysmian Sirocco Riser Box	146
Prysmian Sirocco Installation Kit	147

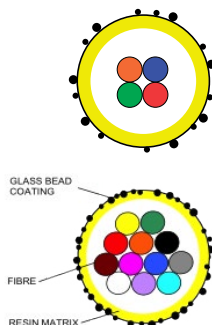




## Prysmian Sirocco Blown Fibre Units (EPFU)

Utilising its core competencies in the manufacturing and cabling of optical fibre, Prysmian produces optical fibre units EPFU (Enhanced Performance Fibre Units) specifically engineered for Blown Fibre applications. The fibres are contained within a soft inner acrylate layer which cushions the fibres, an outer harder layer which protects the fibre from damage and a low friction layer that assists in improving blowing distance, which is typically 1000 meter's at 10 Bar.

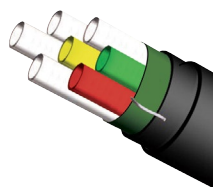
Sirocco units can be supplied in a range of fibre types including SingleMode, Low water peak MagniLight™ G.652.D, G.657.A1, BENDBRIGHT G657A2, Multimode 62.5/125 OM1 and 50/125 OM2, OM3 and OM4. All of the fibre units are coated to aid the blowing performance of the fibre unit, note this includes the 12F unit.



Description	Part Number
4F OS2 Singlemode 2000M PANS	EPFU_MA4F_2000
8F OS2 Singlemode 2000M PANS	EPFU_MA8F_2000
8 Core OS2 Singlemode Fibre	EPFU_MA8B_2000
12F OS2 Singlemode 2000M PANS	EPFU_MA12F_2000
12 Core OS2 Singlemode Fibre	EPFU_MA12B_2000
4F OM3 Multimode 2000M PANS	EPFU_OM3_4F_2000
8F OM3 Multimode 2000M PANS	EPFU_OM3_8F_2000
12F OM3 Multimode 2000M PANS	EPFU_OM3_12F_2000

## Prysmian Sirocco Direct Install Cable (Duct)

HDPE low friction tubes of small diameter for blown fibre installations in ducts and sub-ducts. The tube bundle is surrounded by a layer of moisture-barrier aluminium tape (shown green for clarity) and a flexible sheath of black PE. These products are designed for use in ducts and sub-ducts.




Photograph represents style only

### Features

- Aluminium tape layer acts as a moisture barrier
- Rapid dedicated customer connections using proven mechanical protection of HDPE
- Low friction internal coating for maximum fibre blowing distance
- Each tube accommodates one fibre unit (up to 12 fibres in a unit)
- Can be customised to suit user requirements (eg. tube style, sheath colour, print legend)
- Cut to length service

Description	Part Number
Blown Fibre Tube – 4 way – 5mm	5500512
Blown Fibre Tube – 7 way – 5mm	5500513
Blown Fibre Tube – 12 way – 5mm	5500514

## Prysmian Sircocco Internal Tube Assemblies (LSOH)



LSOH low friction tubes of small diameter for blown fibre installations in buildings. The tube bundle is surrounded with a sheath of Natural LFH material, giving excellent performance in a fire scenario: a) Low flammability b) Low smoke c) Low acid/fume d) Halogen-free.

The lightweight, metal-free, flexible tube assembly is intended for indoor installation, and may be pulled into suitable indoor ducts using low tensions. It is not for direct burial or aerial use.

### Features

- LSOH indoor version with flame retardant properties (IEC 60332 Part I & III)
- Low smoke emissions BS 7211 (Ap.d)
- Contains no halogens
- Cut to length service
- Low friction internal coating for maximum fibre blowing distance
- Each tube accommodates one blown fibre unit (up to 12 fibres inside)
- Tubes are numbered for easy identification

Description	Part Number
LFH Blown Fibre Tube – 1 way – 5mm	5500531
LFH Blown Fibre Tube – 4 way – 5mm	5500533
LFH Blown Fibre Tube – 7 way – 5mm	5500534
LFH Blown Fibre Tube – 12 way – 5mm	5500535

Please check with your local Excel Sales Office or distributor for in country product availability



## Prysmian Sirocco Tube Distribution Closure (TDC) MK II

The Sirocco Tube Distribution Closure (TDC) MK II is a direct bury inline sealed closure (IP 68 Rated) designed for intercepting a blown fibre tube cable / duct assembly to allow multiple spur-off's to smaller blown fibre tube cables or ducts. The TDC MK II can be installed at the time of blown fibre tube cable installation (day one) or fitted over an already installed cable as a retro fit allowing ultimate flexibility for your blown fibre/duct network. The closure offers protection to the accessed tubes and connectors and contains an integral pressure relief valve to prevent accidental over-pressurisation. The product is supplied with a base, cover complete with toggle clips for closing and a pressure relief valve. Rubber seals to seal the in-line cables/ducts are sold separately to suit the required diameter of the cable. Cable glands to distribute the drop cables are supplied separately as required.

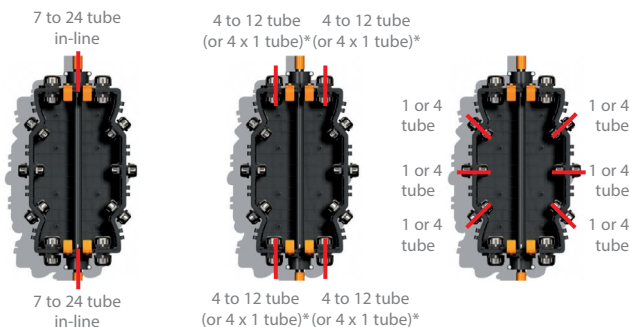


### Features

- Suitable for Blown Fibre and mini cable applications.
- Robust IP68 construction ensures suitability for direct bury applications.
- Quick release toggle clips reduce installation time and enable rapid re-entry.
- Integral pressure relief valve prevents accidental over-pressurisation.
- For butt applications a plug is available to seal the unused end of the in-line entry port.
- Can accommodate an in-line blown fibre tube cable/duct between 16.5mm and 40mm in diameter.
- Two further drop ports on each end can accommodate cables/ducts of between 14.5mm and 24.5mm in diameter. Up to two small cables/ducts between 10 and 11.5mm in diameter can also be accommodated in each of these ports using a manifold. The manifold can also be used to accommodate up to four cables into an end drop port providing the cables are between 8 and 10mm in diameter.
- A further six drop ports (3 on each side) allow for cables/ducts between 8 and 11.5mm in diameter, or between 14.5 and 16.5mm in diameter.
- Drop cable glands are supplied separately. The closure has knock-out ports for the glands, eliminating the need for plugs in unused ports. A tool is available to knock-out the cable ports.
- The drop cable glands are designed to grip the cables/ducts in two positions. This provides cable retention in both axial and lateral directions. The glands also seal the cable/duct in two positions.

## Prysmian Sirocco Tube Distribution Closure (TDC) MK II

### Port Configurations



Description	Part Number
Tube distribution Closure	XBFSC00331
17mm-21mm Inline Split Rubber Seal - (pack of 10)	XBFSC00322
21mm-24mm Inline Split Rubber Seal - (pack of 10)	XBFSC00324
24mm-28mm Inline Split Rubber Seal - (pack of 10)	XBFSC00325
28mm-32mm Inline Split Rubber Seal - (pack of 10)	XBFSC00326
32mm-36mm Inline Split Rubber Seal - (pack of 10)	XBFSC00327
TDC End of Run Filler Blank - (pack of 5)	XBFSC00329
Cable Seal Kit: 40mm Duct	XKTSC00278
Sirocco End Port Cable Gland for 14.5/17mm Cable - (pack of 10)	XBFSC00216
Sirocco End Port Cable Gland for 17/20mm Cable - (pack of 10)	XBFSC00217
Sirocco End Port Cable Gland for 22/24.5mm Cable - (pack of 10)	XBFSC00218
Sirocco End Port Cable Gland up to 4x9.5mm Cable - (pack of 10)	XBFSC00219
Sirocco Side Port Cable Gland for 8/11.5mm Cable - (pack of 10)	XBFSC00220
Sirocco Side Port Cable Gland for 14.5/16.5mm Cable - (pack of 10)	XBFSC00221

## Prysmian Sirocco Tube Distribution Closure (TDC) MK II Accessories & Tools

### 5mm Tube End Caps

5mm Tube End Caps are used to provide a watertight seal to the unused ends of the blown fibre tubes, within the Tube Distribution Closure.



### 5mm Straight Connectors

5mm Straight Connectors are used to connect blown fibre tubes within the Tube Distribution Closure. The connectors provide a watertight seal between the tubes.



### TDC Silicone Grease

Silicone Grease, is used when installing the TDC In-Line Port Seals. The use of this grease ensures correct and easy installation of the In Line Seals. Grease is required to provide IP68 seal.



One 100g tube will be sufficient for installing approximately 40 TDC's.

### TDC Silicone Sealant

Silicone Sealant, is used when installing the TDC In-Line Port Seals. The use of this sealant ensures correct installation between the In Line Seals and the cable. Sealant is required to provide IP68 seal.



One 310ml cartridge will seal approximately 40 TDC's.

### TDC Cable Gland Spanner

The TDC Cable gland Spanner is used to install the Cable Glands into the TDC. The spanner is a special size and shape to enable access to the gland nuts on the inside of the closure.



### TDC Knock Out Tool Kit

The TDC Knock Out Tool is designed to knock out the side and end ports of the TDC for installation of Side Port and End Port Cable Glands. The kit comes complete with 1 x 40mm Knockout head, 1 x 30mm knockout head and threaded handle.



Description	Part Number
5mm Tube End Caps (pack of 10)	XBFS00076
5mm Straight Connectors (pack of 10)	XBFS00075
TDC Silicone Grease (pack of 5)	XBFS00260
TDC Silicone Sealant	XKTS00272
TDC Cable Gland Spanner	XBFS00250
TDC Knock Out Tool Kit	XBFS00277

## Prysmian Sirocco Resin Filled Joints



XBFSC00370



XBFSC00371



XBFSC00372

The Sirocco Resin Filled Joints provide a cost-effective jointing system for Blown Fibre networks. The resin is supplied in a 2 part bag which ensures that the resin/filler mixing is undertaken in a safe manner. The typical cure time for the resin is 30 minutes.

The range joints are designed for in-line jointing or multiple spur-offs to smaller tube count cables. The joints are designed for Day 1 installation or retro-installation resulting in maximum flexibility to a Blown Fibre network.

Full Material Safety Data Sheets are available and included in the relevant CIG's.

### Features

- Suitable for 1 to 4 tube Blown Fibre applications.
- Suitable for use in ducted networks or direct-buried applications.
- IP68 rating.
- Compact size.
- The application of these joints provides a block to the longitudinal passage of water within a cable.
- Once the resin has cured the joint can be re-entered to re-configure the tube arrangement.

Cable Type	Use	Installation Procedure Ref.	Dimensions	Part Number
1 Tube	In-line	CIG067	185 x 50 x 50mm	XBFSC00370
2 Tube	In-line	CIG071	185 x 50 x 50mm	XBFSC00370
4 Tube	In-line	CIG069	250 x 65 x 65mm	XBFSC00371
2 Tube	Mid-section Drop Off	CIG071	175 x 80 x 60mm	XBFSC00372
4 Tube	Mid-section Drop Off	CIG069	175 x 80 x 60mm	XBFSC00372

Please check with your local Excel Sales Office or distributor for in country product availability



## Prysmian Sirocco Customer Lead In Unit

The Customer Lead In unit (CLI) is designed for use in residential and small business premises to manage the entry of cables into buildings. The unit can be used for a single blown tube cable entry or a single optical cable entry up to a diameter of 13mm.

### Features

- Ergonomic design.
- All fibres are positively managed to maintain a 30mm minimum bend radius.
- Prevents the accidental damage of optical cables during installation through walls, and therefore eliminates return to site costs due to fibre breaks / macro bending.
- Transition point between external grade tubing to Internal low smoke tubing. Also can be used for transition between internal walls.
- Gas / Water block facility for a single tube cable.
- Removable cover for easy access.
- Internal unit manufactured from fire resistant UL94-V0 rated material.
- External unit rated to IP68 when fully resin sealed.
- A 25mm diameter conduit is available as a separate item for applications where further protection is required around the cable elements, when they are passed through the wall.



### Resin Pack

This kit contains a two part resin pack used for sealing cable interstices in the unit.

### Conduit

This 0.5 metre length of 25mm diameter conduit can be used to further protect the cable elements as they are passed through the wall.

### Features

- Compatible with 19" rack practice (1U) for direct mounting either in the vertical or horizontal plane.
- Compatible with ETSI rack practice (2SU) using front mounting.
- Patching panel accommodates up to 24 blown fibre tubes.
- Front facing unit allows easy access to all bulkhead connectors.

Description	Part Number
Customer Lead In (Single Blown Fibre Tube)	XBFS00092
Conduit – 25mm diameter 0.5m long	XCPSC00670
Oasys Resin Pack (pack 10)	XPESC00054

## Prysmian Sirocco Customer Lead In Unit - Large



The Customer Lead In – Large enables external cable to be passed through the building fabric from an outside wall and is typically used in business premises. The Customer Lead In comprises of two separate units mounted either side of the wall. This product can be used with Sirocco® Blown Fibre tubing or conventional optical cable

### Features

- Up to 24 x 5mm blown fibre cable tubes can be accommodated.
- Internal and external mounted units typically used in large business premises.
- Conventional cables of up to 30mm diameter can be accommodated.
- Removable cover for easy access.
- External unit manufactured from UV resistant material. Internal unit manufactured from fire resistant material to UL94-V0.
- Kit supplied with all components necessary to feed external cable elements into the customer premises from an external wall face.
- The external unit can be sealed using a quick set resin. This ensures the external cable interstices are sealed against the ingress of water or gas into the customer premises.
- All cable elements are positively managed to 50mm minimum bend radius.
- Internal unit interfaces with Sirocco® Blown Fibre Gas Seal Unit

### Sealing Resin

Used to provide a water and gas block at the external CLI. The resin pack fits into a standard single tube sealant gun (not supplied). One pack contains sufficient resin to seal 2 CLI's, and is supplied with 2 application nozzles. The resin is re-usable such that the units can be sealed on different days.

### Conduit

This 0.5 metre length of 40mm diameter conduit can be used to further protect the cable elements as they are passed through the wall.

Description	Part Number
Customer Lead in (large brown tube cable 24 tubes / cable upto 32mm OD)	XBFS000151
Conduit – 40mm diameter 0.5 long	XCPSC00671
Sealing Resin	XKTSC00094

## Prysmian Sirocco Blown Fibre Gas Seal Unit

The Blown Fibre Gas Seal Unit (BFGSU) is typically used in business premises or entry to apartment blocks. This is a wall mounted unit that is positioned internally at the cable entry point. Incoming external blown tube cables are connected to internal blown tube cables using gas sealing connectors. These connectors are used to seal both populated (with blown fibre bundle) and unpopulated blown tubing.

The BFGSU is used for internally fed cable or with an OAsys CLI Unit for cables entering through the fabric of the wall.

### Features

- Compact, low profile, wall mounted unit typically used in large business premises.
- Removable cover for easy access.
- Unit manufactured from fire resistant material to UL94-V0.
- Supplied with components to mount unit to a wall and secure external cable.
- Gas sealing connectors used to provide connection of external and internal blown tubing. Connectors provide gas tight seal for populated (with Sirocco® blown fibre bundle) and unpopulated tubes. Gas seal connectors are supplied separately (refer to additional items).
- Gas tight sealing caps used to terminate unused external cable tubes. Gas sealing caps supplied separately (refer to additional items).
- Accommodates up to one 12 tube external Sirocco® Blown Cable, and up to three Internal blown distribution cables (e.g. 3 x 4 tube internal cables or other combinations up to a maximum of 12 tubes. Any additional tubes will be spares).
- For internally fed cables, a quick set resin (supplied) is used to seal the cable interstices from the ingress of water or gas.
- For external cables fed via the wall fabric, an interface to an Internal Customer Lead In is provided.



Description	Part Number
Blown Fibre Gas Seal Unit (BFGSU)	XBFSC00150

## Prysmian Sirocco DB1 Connection Kit



The DB1 Connection Kit is used to connect two DB1 Blown Tube cables together. The cables are connected using a standard 5-5mm tube connector. A length of protective conduit is then used to protect the joint and the conduit is sealed to the cable sheath using two pieces of low temperature heat shrink.

### Features

- Used for connecting two pieces of DB1 Blown Tube cable together.
- Suitable for direct bury applications.
- Sealed to IP68 using a low temperature heat shrink.
- The joint is protected using a 20mm diameter conduit.
- Standard 5-5mm tube connector is used to join the two cables together

Description	Part Number
DB1 Connection Kit	XCPSC00363

## Prysmian Sirocco 5mm Gas Block Connector



Used to prevent gas migrating along the Sirocco tube and entering into a customers premises. The connector is used with customer premises plant and provides the interface between external and internal Sirocco tubing. The device allows fibre to be 'blown through' into the customer premises. A sealing device is then activated externally to provide a seal between the fibre unit and the tube.

### Features

- A combined Gas/water block
- Supplied in a pack of 10

Description	Part Number
Sirocco Gas Seal Connector 5mm	XBFS00077

## Prysmian Sirocco Single Tube Gas Block Housing

The Single Tube Gas Block Housing is a wall mounted unit that is positioned internally at the cable entry point. An incoming external blown tube cable is connected to an internal blown tube cable using a gas sealing connector. The connector is used to seal both populated (with blown fibre bundle) and unpopulated blown tubing to prevent the ingress of gas into the building.

The BFGSU is used for internally fed cable or with an OAsys CLI Unit for a cable entering through the fabric of the wall.

### Features

- Compact, low profile, wall mounted unit typically used in customer Premises
- Unit manufactured from fire resistant material to UL94-V0
- Supplied with components to mount unit to a wall and secure external cable
- Gas sealing connector used to provide connection of external and internal blown tubing. Connector provides a gas tight seal for populated (with Sirocco® blown fibre bundle) and unpopulated tubes. Gas seal connectors are supplied separately
- Accommodates up to one 1 tube external Sirocco® Blown Cable, and up to one Internal blown distribution cable
- For external cables fed via the wall fabric, an interface to an OAsys Internal Customer Lead In is required
- Can be used in conjunction with sirocco tube connector
- Allows for direct interface with 4F Termination Box



Description	Part Number
Single Tube Gas Block Housing	XBFS00134

## Prysmian Sirocco Blown Fibre Manifold



The Blown Fibre Manifold can be used on a variety of Prysmian rack mounted products including the SRS3000 sub-rack system and the PSP splice and patch shelf. The manifold provides the ability to enter onto a shelf with up to six blown fibre tubes. The manifold clips into place on the back of the shelves and is supplied with a cover to protect the fibres.

### Features

- Enables up to six blown fibre tubes to be installed onto a splice and patch shelf
- Clips onto the back of the shelf without the need for screws or fasteners
- Cover can be fitted to protect the fibres and tube inside the manifold
- Manufactured from fire resistant UL94-V0 material

Description	Part Number
Blown Fibre Manifold	XKTSC00257

## Prysmian Sirocco Internal TDU



The Internal Tube Distribution Units (TDU's) are used as a 3 or 4 way distribution point for tube management for vertical / horizontal connections of blown fibre tube cables. The TDU's allow the interception of a Blown Fibre Cable to be connected to spur off cables for distribution within the internal environment.

### Features

- Ports can accept up to a 24 way Low Fire Hazard tube cable.
- Allows individual tube breakout and tube re-routing on vertical/ horizontal planes.
- Interception of existing part populated tube cable is possible.
- External/Internal interface interstitial gas blocking is possible.
- All parts made from flame retardant materials.

Description	Part Number
Internal Tube Distribution – 3 Way	XBFSC00026
Internal Tube Distribution – 4 Way	XBFSC00025



## Prysmian Sirocco Blown Fibre Tube Patching Panel

The Sirocco Blown Fibre Tube patching Panel is compatible with 19" and ETSI rack practice and may be either vertically or horizontally mounted within the rack framework. The unit provides the patching capacity for up to 24 x 5mm diameter blown fibre tubes and allows for quick and easy reconfiguration of tube routing.

The unit is supplied with 24 x 5mm diameter bulkhead connectors and all accessories required to install the patching panel in to the rack.




### Features

- Compatible with 19" rack practice (1U) for direct mounting either in the vertical or horizontal plane.
- Compatible with ETSI rack practice (2SU) using front mounting.
- Patching panel accommodates up to 24 blown fibre tubes.
- Front facing unit allows easy access to all bulkhead connectors.

Description	Part Number
Sirocco Tube Patching Panel – 19" Rack Compatible (c/w 24 5mm bulkhead adapters)	XEXSC00914

Please check with your local Excel Sales Office or distributor for in country product availability


## Prysmian Sirocco PSP Splice and Patch Shelf



The PSP splice and patch shelf is a low cost plastic 1U shelf designed for data market applications. The shelf allows the connection of up to 48 fibres on each unit and is compatible with 19" and ETSI racks. Cables enter at the rear of the shelf on the left hand side and pigtails exit the unit from the front face. The light weight product is easy to install and in built fibre management on the panel ensures that all installations are the same every time it is used which eliminates installation errors. The shelf is supplied either empty, in kit format, or with the pigtails and adapters pre-installed.

### Features

- High density low cost compact design for up to 48 fibres.
- Compatible with SC, FC, E2000, LC, ST connector types.
- Cables anchor on the rear of the unit using a cable anchor plate supplied.
- Unit manufactured from high strength fire retardant plastic to give a light weight solution.
- Supplied either as an empty unit, as standard format (with pigtails and adapters in a bag) for installer loading, or with the pigtails and adapters pre-installed by Prysmian are available upon request.
- All fibres are positively managed to a 30mm minimum bend radius.
- Shelf pivots out to for access to the splice tray and pigtail area.
- Shelf can be used as a patch only solution and allows excess cable lengths to be stored.
- Stackable splice bay allows for easy upgrade of splicing capacity.
- The shelf offers the ability to terminate up to 2 cables and allows through splicing of fibres.
- Compatible with Sirocco blown fibre cables using a Blown Fibre Manifold.
- The manifold enables up to 6 blown fibre tubes to be routed to a single shelf.
- Available in 2 colours – grey RAL 7035 and black.
- Compatible with Excel Adaptors and Pigtails



Picture shows shelf fitted with one FC panel and one SC panel

Description	Part Number
SC/E2000 Simplex or LC Duplex Grey PSP Shelf	XEXSCO1364
SC/E2000 Simplex or LC Duplex Black PSP Shelf	XEXSCO1367
SC/E2000 Duplex or LC Quad Grey PSP Shelf	XEXSCO1365
SC/E2000 Duplex or LC Quad Black PSP Shelf	XEXSCO1368
FC/ST Simplex Grey PSP Shelf	XEXSCO1366
FC/ST Simplex Black PSP Shelf	XEXSCO1369





## Prysmian Sirocco PSP Splice and Patch Shelf - Additional Items

### Required

#### Splice Protectors

Splice protectors are used to protect the fibre splice. They are 45mm in length.




Description	Part Number
Splice Protectors (Clear) 45mm	200-399

### Optional

#### ARS Cable Anchor

The ARS Cable Clamp is used to anchor a single cable and to distribute up to 4 cable elements. The ARS is suitable for cables between 12 and 48 fibres. 1.5 metres of routing tube is supplied with the ARS. The ARS allows for the anchoring / termination of both the cable strength member and any Aramid with in the cable construction.



Description	Part Number
ARS Cable Anchor	XEXSC01129

#### Pack of 10 Crimp Splice Protector Bay

The Crimp Splice Protector Bay is used to hold up to twelve crimp splice protectors. The splice bays can be stacked two high on the 24 Fibre Swing. Our Splicing and Patching shelf to hold a total of twenty four crimp splice protectors.



Description	Part Number
Pack of 10 Crimp Splice Protector Bay	XKTSC00165

## Prysmian Sirocco PSP Splice and Patch Shelf - Additional Items

### Optional

#### 19" to ETSI conversion brackets

The 19" to ETSI conversion brackets are easy to install to enable the 19" panel fit an ETSI Rack.



Description	Part Number
19" to ETSI Conversion Brackets Grey	XKTSC00171
19" to ETSI Conversion Brackets Black	XKTSC00172

#### Cage Nuts

Cage nuts are used to fit equipment to the 19" profiles.



Description	Part Number
Cage Nuts, pack of 50	M6CNU

#### Blown Fibre Manifold

The blown fibre manifold is used to take up to 6 blown fibre tubes of 5mm in diameter onto one PSP shelf. The manifold fits onto the back of the PSP splice and patch shelf and is supplied with a protective cover.



Description	Part Number
Blown Fibre Manifold	XKTSC00257

## Prysmian Sirocco Blown Tube Patch Shelf

The 19" Blown Tube Patch Shelf provides a solution for connecting up to 48 blown fibre tubes of 5mm in diameter. The shelf is 3U in height and can be mounted into a 19" rack or street-side cabinet. The connectors inside the shelf are gas block connectors which means the shelf is ideal for connecting external tubes to internal tubes. This shelf, utilising the gas block connectors, when used in data centre installations, maintains the integrity of the gas sealing. This is particularly required between data halls to prevent gas escaping in the event of a fire. The unit is supplied with the 48 gas block connectors mounted into the steelwork and the fixings required to install it into a rack or street-side cabinet.



### Features

- Provides suitable management for 5mm blown fibre tubes.
- Compatible with 19" rack practice (3U) for direct mounting.
- Up to 48 gas block connectors can be accommodated.

Description	Part Number
Sirocco Tube Patching Unit – 19" Rack Compatible, 3U High, Loaded with 48 gas block connectors	XBFSC00295

Please check with your local Excel Sales Office or distributor for in country product availability

## Prysmian Sirocco Tube Connectors



### 5mm Straight Connector

Used for connection of 5mm Sirocco tubing. Can be used in external plant and with internal Sirocco tubing of customer premises plant where gas sealing is not required.

Usage – 1 per tube connection. Pack of 10.



### 5mm Tube End Stop

Used for terminating unused Sirocco tubing within external plant. The end caps will prevent the migration of water or solid material (mud, sand and dirt) or gas from entering the tubes. It is important that unused tubes are closed-off in this manner so that there is no potential for blockages when fibre installation occurs.

Usage – 1 per tube. Pack of 10.



### 5mm Gas Block Connector

Used to prevent gas migrating along the Sirocco tube and entering a customers premises. The connector is used with customer premises plant and provides the interface between external and internal Sirocco tubing. The device allows fibre to be 'blown through' into the customer premises. A sealing device is then activated externally to provide a seal between the fibre unit and the tube. XAGSC00404 should only be used in conjunction with 2 & 4f units and when the seals are installed within 10 metres from the ends of the route.

Usage – 1 per tube connection. Pack of 10.



### 5mm "Snap-fit" Bulkhead Connector

Used for attachment of a Sirocco tube onto a patch panel or other terminal unit.

Usage – 1 per tube connection. Pack of 10.

### Features

- Compatible with 19" rack practice (1U) for direct mounting either in the vertical or horizontal plane.
- Compatible with ETSI rack practice (2SU) using front mounting.
- Patching panel accommodates up to 24 blown fibre tubes.
- Front facing unit allows easy access to all bulkhead connectors.

Description	Part Number
5mm Straight Connector	XBFSC00075
5mm Tube End Stop	XBFSC00076
5mm Gas Block Connector	XBFSC00077
5mm "Snap-fit" Bulkhead Connector	XBFSC00023



## Prysmian Sirocco Close Down Assembly 3A

When using the Centre Blowing Installation process this is used to connect the two 5mm tubes thus ensuring that there is a continuous single tube over the entire route. This can be used in an external plant and with internal Sirocco tubing in a customer premises plant.

Usage – 1 per tube connection. Pack of 10.



Description	Part Number
Close Down Assembly 3A	XBFSC00041

## Prysmian Sirocco Tube Cutter

Prysmian recommend the Sirocco blown fibre tube cutter for cutting individual tubes.

### Features

- 3 to 8mm diameter



Description	Part Number
Sirocco Tube Cutter	XBFSC00078

## Prysmian Sirocco Blowing Beads

These beads are fixed to the end of the blown fibre unit before blowing commences. The bead helps the guidance of the blown fibre unit through the blown fibre tube particularly where bends may be located.


### Features

- Packs of 1000



Description	Part Number
Sirocco Blowing Beads	XBFSC00001

## Prysmian Sirocco Riser Box



The Riser Box is designed for use within apartment blocks and mid/highrise office blocks. The unit houses a single integral splice tray and allows fibres from an in-line blown fibre tube cable to be spliced to up to 12 customer drop cables. In cases where blown fibre tube cables are to be used for the customer drops, blown fibre bulkhead tube connectors can be fitted to the unit.

This unit can be used to extract a single tube from a 7 way internal cable ascending the riser. A 12-fibre EPFU (fibre unit) installed through this tube could feed up to 6 separate 2-fibre units into single tube internal cables for horizontal distribution.

### Features

- Compact wall mounted unit allows installation within small spaces in residential and business premises alike.
- Removable cover for easy access.
- Tamperproof cover security screws available as an option.
- Unit manufactured from fire resistant UL94-V0 rated material.
- Kit supplied complete with all components necessary to install an in-line or butt cable and splice the fibres to either blown fibre tube customer drop cables or conventional customer drop cables.
- All fibres positively managed to 30mm minimum bend radius.
- Capacity is up to 12f.
- Cables up to 18.6mm in diameter can be accommodated.



### Customer Connect Kit – Blown Fibre Tube Cable

The kit contains push fit bulkhead connectors and cable ties, required when adding Blown Fibre customer drop cables into the Riser Box. The bulkhead connectors are inserted into the knock-out ports in the box to provide anchorage for the Blown Fibre tube customer drop cables. The kit contains all of the components required to install up to 12 customer drop cables including splice protectors.



### Customer Connect Kit – Conventional Cable

The kit contains rubber grommets and cable ties, required when adding customer drop cables into the Riser Box. The grommets are inserted into the knock-out ports in the box to provide anchorage and dust protection for the customer drop cables. The kit contains all of the components required to install up to 12 customer drop cables including splice protectors.

Description	Part Number
Riser Box	XCPSC00298
Connection kit for Riser Box blown fibre	XCPSC00299
Connection kit for Riser Box Conventional Cables	XCPSC00300



## Prysmian Sirocco Installation Kit

The Installation Kit provides all of the equipment necessary to install the Sirocco Blown Fibre Solution and facilitates the installation of point-to-point connections including centre blows for longer distances.

### Features

- For use when installing EPFU within buildings
- The unit can only be used internally

### Kit Contents

- 240v/50Hz Electric Compressor
- Air Pressure Indicator / Valve
- Blowing Head
- Pan Guide
- Air Flow Meter Kit
- Pan Inversion Ring
- STILT
- Close Down Assemblies (10-off)
- Blowing Beads (1000-off)

Description	Part Number
Sirocco Installation Kit	XBFSC00045

Note: Authorised installation partners can hire the Prysmian Sirocco Installation kit on a week by week basis - please contact us on + 44 (0)121 326 7557 for further details and availability.



Please check with your local Excel Sales Office or distributor for in country product availability

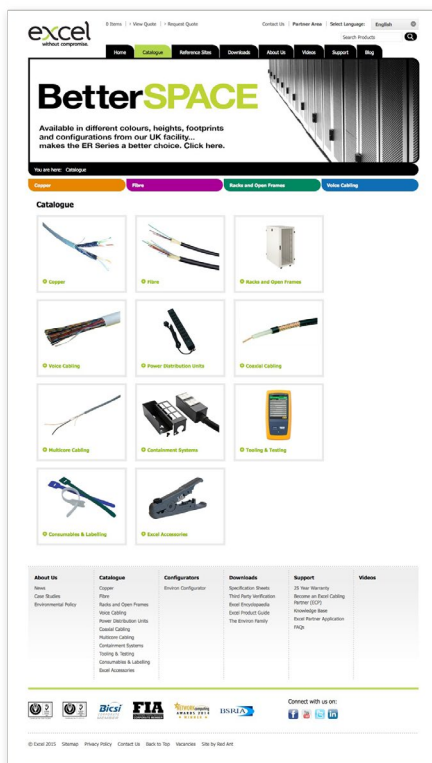
[www.excel-networking.com](http://www.excel-networking.com)

To find out all of the latest news and information on Excel and view the online catalogue please visit [www.excel-networking.com](http://www.excel-networking.com)

You can quickly find all of the relevant product information that you need and download specification sheets and third party verification certificates where they are available.

Click on the 'Downloads' button to download Excel Brochures, Catalogues, the Encyclopaedia, Specification Sheets, White Papers and much more.

Add [www.excel-networking.com](http://www.excel-networking.com) to your favourites list.



**excel**  
without compromise.



# Environ Networking Racks and Open Frames

Environ Configurator	151
Environ CR Series	154
Environ CR Series	155
Environ CR600 – 600mm Wide Comms Rack	156
Environ CR600 – 600mm Wide Comms Rack	157
Environ CR800 – 800mm Wide Comms Rack	158
Environ CR800 – 800mm Wide Comms Rack	159
Environ ER Series	160
Environ ER Series	161
Environ ER600 – 600mm Wide Equipment Rack	162
Environ ER600 – 600mm Wide Equipment Rack	163
Environ ER800 – 800mm Wide Equipment Rack	164
Environ ER800 – 800mm Wide Equipment Rack	165
Environ SR Series	166
Environ SR Series	167
Environ SR600 – 600mm Wide Server Rack	168
Environ SR600 – 600mm Wide Server Rack	169
Environ SR800 – 800mm Wide Server Rack	170
Environ SR800 – 800mm Wide Server Rack	171
Environ Shelves	172
Environ Shelves	173
Environ Fan Trays	174
Environ Combi Lock	175
Environ Split Profiles	175
Excel Brush Strip Panel	175
Environ Base Plates	176
Environ Keys	176
Document Holder	176
SR Anti-tilt Kit	177
Environ Plinths	177
Environ Cable Tray	178
Earth Bonding Kit	178
Environ Wall Rack Series	179
Environ Wall Mounted Racks	180
Environ Wall Mounted Racks	181
Environ OR Series - 2 Post Open Rack	182
Environ OR Series - 2 Post Open Rack	183
Environ OR Series - High Density Cable Management	183
Environ OR Series - High Density Cable Management	184
Environ OR Series - High Density Cable Management	185
Excel MicroLan – Cabinet	186
Excel MicroLan – Shelving / Management	186
Excel MicroLan Keystone Patch Panel - Unloaded	186
Excel MicroLan - Category 5e Patch Panel	187
Excel MicroLan – Unloaded Fibre Panel	187
Excel Power Distribution Units – BS1363	191
Excel Power Distribution Units – Surge Protected – BS1363	192
Excel Power Distribution Units – EN 60309 Style (BS4343)	193
Excel Power Distribution Units – IEC 320 Style	194
Excel Power Distribution Units – IEC 60320 C14 (Plug) - BS1363 UK (Socket)	195
Excel Power Distribution Units – EN 60309 Style (Plug) - IEC 60320 C13 and C19 (Socket)	196
Excel Power Distribution Units – IEC 60320 C14 (Plug) - IEC 60320 C13 (Socket)	197
Excel Power Distribution Units – IEC 60320 C20 (Plug) - IEC 60320 C19 (Socket)	198
Excel Power Distribution Units – Schuko Style	199
Excel Modular PDU Range	200
Excel Modular Power Distribution Units	201

Excel Intelligent PDUs	202
Excel Intelligent PDU Family	203
Excel Intelligent PDU Family	204
Excel Intelligent PDU Family	205
Excel Intelligent PDU Family	206
Excel Desktop Power Distribution Units	207

## Environ Configurator

To help you choose the right Environ Rack for your requirements we've produced a simple online configurator to take you through the options available.

<div> <b>ENVRON</b> <a href="#">Home</a> <a href="#">Products</a> <a href="#">Configure</a> <a href="#">Product Guide</a> <a href="#">Excel website</a> </div>					
	ENVRON CR SERIES Comms Rack	ENVRON ER SERIES Equipment Rack	ENVRON SR SERIES Server Rack	ENVRON OR SERIES Open Rack	ENVRON WR SERIES Wall Rack
					
	<b>STANDARD CR</b>	<b>STANDARD ER</b>	<b>STANDARD SR</b>		<b>STANDARD WR</b>
Heights	15, 20, 24, 29, 33, 42, 47U	29, 42, 47U	29, 42, 47U	42, 48 and 52U	6, 9, 12, 15, 18, 21U
Widths	600 or 800mm	600 or 800mm	600 or 800mm	514mm	570mm
Depths	600, 800 or 1000mm	600, 800 or 1000mm	1000 or 1200mm	75 or 400mm (adjustable depths available)	390, 500 or 600mm
Colours	Grey White or Black	Grey White or Black	Grey White or Black	Black	Grey or Black
Load Capacity	600 kg	600 kg	1300 kg	1500 kg	60kg (500 and 600 series) 63kg (390 series)
Front Door	Framed Glass Swing handle Cam lock fitted to glass	Wave design mesh style Swing handle	Wave design mesh style Swing handle	N/A	Framed Glass with lock
Rear Door	Barrel Lock	Wardrobe style double mesh	Wardrobe style double mesh	N/A	✗
Cable Management	✓ (800mm wide models only)	✓ (800mm wide models only)	✓	✓ Front and rear options available	✗
Flat Pack Option	✓	✓	✓	✓	✗
Other	Large cut out in base for cable entry  Multiple brush strip cable entry in roof and base  Supplied assembled or flat pack	Large cut out in base for cable entry  Multiple brush strip cable entry in roof and base  Supplied assembled or flat pack	Multiple brush strip cable entry in roof and base  Sliding letterbox style cable entry in roof  Supplied assembled or flat pack	19" profiles marked with U height positions  M6 threaded 19" profiles  2 post rigid aluminium construction	Quick release side panels for easy access  Removable cable entry panel in top and base  Adjustable front and rear 19" mounting profiles
<div>             © 2014 - 2015 Excel Networking - <a href="#">Privacy</a> <span style="float: right;">Back to top</span> </div>					

The Environ Configurator will generate a part number which can be emailed to our sales team for a quotation.

**Excel Environ CR800 Comms Rack 24U 600mm wide x 600mm deep without side panels - Grey White - Flat Pack**

**Product Code**

**542-2486-GSNF-GW-FF**

**Specifications**

Height: 24U

Width: 800mm

Depth: 600mm

Front Door: Glass

Rear Door: Steel Door

Side Panels: No

Vertical Cable Management: Yes (Front)

Colour: Grey White

Supplied: Flat Packed

**Resources**

[Request Quotation](#)

[Environ CR800 Series](#)

[View at Excel-Networking.com](#)

[View at Mayflex.com](#)

**Share**

[f](#) [t](#) [+](#) [in](#) [m](#)

© 2014 - 2015 Excel Networking - [Privacy](#) Back to top

Visit the Environ Configurator at [environ.excel-networking.com](http://environ.excel-networking.com)

## Environ - A Solution for Every Requirement

# ENVIRON

**excel**  
without compromise.

### Key Features

		U Size	Available Widths	Available Depths	Load Capacity	Colour	19" Profiles	1U height markings	19" Profiles - adjustable position	Quick release doors
 <b>Comms Rack</b>		15U 20U 24U 29U 33U 42U 47U	600 mm 800 mm	600 mm 800 mm 1000 mm	600 kg	GW BK	Front & Rear	✓	✓	✓
 <b>Equipment Rack</b>		29U 42U 47U	600 mm 800 mm	600 mm 800 mm 1000 mm	600 kg	GW BK	Front & Rear	✓	✓	✓
 <b>Server Rack</b>		29U 42U 47U	600 mm 800 mm	1000 mm 1200 mm	1300 kg	GW BK	Front & Rear	✓	✓	Secure lift off doors
 <b>Open Rack</b>		42U 48U 52U	600 mm	75 mm 400 mm	1500 kg	BK	Front	✓		
 <b>Wall Rack</b>		6U 9U 12U 15U 18U 21U	600 mm	390 mm 500 mm 600 mm	63 kg - 390 60 kg - 500 60 kg - 600	GW BK	Front & Rear		✓	✓

GW = Grey White BK = Black

The Excel range of racks is extensive and we believe that we've got a quality solution to meet every installation requirement. To help you pick the product that's right for your requirement we've highlighted the key features and benefits below:

Swing lock handle on front door	Multi-point locks	Front door	Rear door	Removeable side panels	150 mm Cable Tray	High capacity vertical cable management	Jacking feet & load bearing castors as standard	Available flat pack	Available from stock
✓		Glass	Single steel	✓		800 mm width only	✓	✓	✓
✓		Wave Vented full width	Double vented	✓		800 mm width only	✓	✓	✓
✓	✓	Wave Vented full width	Double vented	✓	800 mm width only	800 mm width only	✓	✓	✓
						Optional Accessories		✓	✓
		Glass		✓				✓	✓

## Environ CR Series

The **Environ CR** standard Comms Rack range is supplied with a glass front and steel rear door. The CR range is designed with features, and functionality which make it ideal for LAN and security cabling installations and the housing of 19" mounted equipment such as switches, routers, storage and recording devices.




As our best selling range we ship large numbers of racks out on a daily basis across Europe. In the UK all of our next day deliveries are sent **free of charge** – however big the rack.



The Environ CR range is available as a 600mm or 800mm wide with a choice of many heights and depths – see the following pages for further details.

## Environ CR Series

The Key features of the Environ CR range include:



- Swing handle cam lock fitted to glass front door



- Large cut out in base for cable entry



- 19" profiles marked with U height position



- Barrel lock fitted to steel rear door



- Full height front and rear adjustable 19" profiles



- Multiple brush strip cable entry in roof and base



- Side panels are lockable and racks can be bayed with or without side panels



- High density vertical cable management – 800 series only



- Jacking feet and castors can be fitted simultaneously



- Vented Roof

## Environ CR600 – 600mm Wide Comms Rack



The Environ CR600 is a versatile range of 600 mm wide racks fitted with a glass front door. Designed to accommodate a load of up to 600 kg and available in a range of heights and depths they offer features that make them suitable for a wide range of applications in the data, security, audio visual and telecommunication arenas.

### Features

- 15U to 47U high
- 600, 800 or 1000 mm deep
- Grey White or Black colour
- 600 kg load capacity
- Can be bayed with or without side panels
- Jacking feet included
- Baying kit included
- Large cut out in base for cable entry
- Heavy duty lockable castors included
- Jacking feet and castors can be fitted simultaneously
- Multiple brush strip cable entry in roof and base
- Aesthetically pleasing framed glass front door
- Swing handle cam lock fitted to glass front door
- Barrel lock fitted to steel rear door
- Full height front and rear adjustable 19" profiles
- Galvanised steel 19" mounting profiles
- 19" profiles marked with U height position
- Supplied assembled or flat pack
- Removable side panels
- Left or right hinge door



### Product Specification

Standard	ANSI/EIA-310-E - IEC 60297-2 - DIN 41494 Part 1 & 7
Material	SPCC Cold Rolled Steel
19" Rails	2.0 mm thick
Side Panels	1.0 mm thick
Other	1.2 mm thick
Colour	Grey White - RAL 9002 Black - RAL9004
Load capacity	600 kg (Static)
Front door lock	Single point cam lock swing handle
Rear door lock	Single point barrel lock
Side panels lock	Single point barrel lock



## Environ CR600 – 600mm Wide Comms Rack

### 600 mm Deep Racks

U Size	Width	Depth	Overall Height	Grey White	Black
15U	600 mm	600 mm	870 mm	542-1566-GSBN-GW	542-1566-GSBN-BK
20U	600 mm	600 mm	1090 mm	542-2066-GSBN-GW	542-2066-GSBN-BK
24U	600 mm	600 mm	1270 mm	542-2466-GSBN-GW	542-2466-GSBN-BK
29U	600 mm	600 mm	1490 mm	542-2966-GSBN-GW	542-2966-GSBN-BK
33U	600 mm	600 mm	1670 mm	542-3366-GSBN-GW	542-3366-GSBN-BK
42U	600 mm	600 mm	2070 mm	542-4266-GSBN-GW	542-4266-GSBN-BK
47U	600 mm	600 mm	2207 mm	542-4766-GSBN-GW	542-4766-GSBN-BK

### 800 mm Deep Racks

U Size	Width	Depth	Overall Height	Grey White	Black
24U	600 mm	800 mm	1270 mm	542-2468-GSBN-GW	542-2468-GSBN-BK
29U	600 mm	800 mm	1490 mm	542-2968-GSBN-GW	542-2968-GSBN-BK
33U	600 mm	800 mm	1670 mm	542-3368-GSBN-GW	542-3368-GSBN-BK
42U	600 mm	800 mm	2070 mm	542-4268-GSBN-GW	542-4268-GSBN-BK
47U	600 mm	800 mm	2207 mm	542-4768-GSBN-GW	542-4768-GSBN-BK

### 1000 mm Deep Racks

U Size	Width	Depth	Overall Height	Grey White	Black
29U	600 mm	1000 mm	1490 mm	542-29610-GSBN-GW	542-29610-GSBN-BK
33U	600 mm	1000 mm	1670 mm	542-33610-GSBN-GW	542-33610-GSBN-BK
42U	600 mm	1000 mm	2070 mm	542-42610-GSBN-GW	542-42610-GSBN-BK
47U	600 mm	1000 mm	2207 mm	542-47610-GSBN-GW	542-47610-GSBN-BK

The racks above are supplied fully built, if you require a flat pack option then please add **-FP** to the end of each code.

Racks without side panels are also available on request.

For part numbers of racks without side panels please refer to the relevant specification sheet or via the online catalogue.

## Environ CR800 – 800mm Wide Comms Rack



The Environ CR800 is a versatile range of 800 mm wide racks fitted with a glass front door. Designed to accommodate a load of up to 600 kg and available in a range of heights and depths they offer features that make them suitable for a wide range of applications in the data, security, audio visual and telecommunication arenas.

### Features

- 24U to 47U high
- 600, 800 or 1000 mm deep
- Grey White or Black colour
- 600 kg load capacity
- Can be bayed with or without side panels
- Jacking feet included
- Baying kit included
- Large cut out in base for cable entry
- Heavy duty lockable castors included
- Jacking feet and castors can be fitted simultaneously
- Multiple brush strip cable entry in roof and base
- Aesthetically pleasing framed glass front door
- Swing handle cam lock fitted to glass front door
- Barrel lock fitted to steel rear door
- Full height front and rear easily adjustable 19" profiles
- Galvanised steel 19" mounting profiles
- 19" profiles marked with U height position
- Supplied assembled or flat pack
- High density vertical cable management
- Removable side panels
- Left or right hinge door



### Product Specification

Standard	ANSI/EIA-310-E - IEC 60297-2 - DIN 41494 Part 1 & 7
Material	SPCC Cold Rolled Steel
19" Rails	2.0 mm thick
Side Panels	1.0 mm thick
Other	1.2 mm thick
Colour	Grey White - RAL 9002 Black - RAL9004
Load capacity	600 kg (Static)
Front door lock	Single point cam lock swing handle
Rear door lock	Single point barrel lock
Side panels lock	Single point barrel lock

## Environ CR800 – 800mm Wide Comms Rack

### 600 mm Deep Racks

U Size	Width	Depth	Overall Height	Grey White	Black
24U	800 mm	600 mm	1270 mm	542-2486-GSBF-GW	542-2486-GSBF-BK
29U	800 mm	600 mm	1490 mm	542-2986-GSBF-GW	542-2986-GSBF-BK
33U	800 mm	600 mm	1670 mm	542-3386-GSBF-GW	542-3386-GSBF-BK
42U	800 mm	600 mm	2070 mm	542-4286-GSBF-GW	542-4286-GSBF-BK
47U	800 mm	600 mm	2207 mm	542-4786-GSBF-GW	542-4786-GSBF-BK

### 800 mm Deep Racks

U Size	Width	Depth	Overall Height	Grey White	Black
24U	800 mm	800 mm	1270 mm	542-2488-GSBF-GW	542-2488-GSBF-BK
29U	800 mm	800 mm	1490 mm	542-2988-GSBF-GW	542-2988-GSBF-BK
33U	800 mm	800 mm	1670 mm	542-3388-GSBF-GW	542-3388-GSBF-BK
42U	800 mm	800 mm	2070 mm	542-4288-GSBF-GW	542-4288-GSBF-BK
47U	800 mm	800 mm	2207 mm	542-4788-GSBF-GW	542-4788-GSBF-BK

### 1000 mm Deep Racks

U Size	Width	Depth	Overall Height	Grey White	Black
29U	800 mm	1000 mm	1490 mm	542-29810-GSBF-GW	542-29810-GSBF-BK
33U	800 mm	1000 mm	1670 mm	542-33810-GSBF-GW	542-33810-GSBF-BK
42U	800 mm	1000 mm	2070 mm	542-42810-GSBF-GW	542-42810-GSBF-BK
47U	800 mm	1000 mm	2207 mm	542-47810-GSBF-GW	542-47810-GSBF-BK

The racks above are supplied fully built, if you require a flat pack option then please add -FP to the end of each code.

Racks without side panels are also available on request.

For part numbers of racks without side panels please refer to the relevant specification sheet or via the online catalogue.

## Environ ER Series

The **Environ ER** Equipment Rack provides the same set of design features as the CR series with the added benefit of a single wave design mesh front door and mesh style wardrobe rear doors providing, ventilation, strength, security, and great aesthetics. The ER range is ideal for the installation of cabling, networking, server and AV equipment.



The Environ ER range is available as a 600mm or 800mm wide with a choice of three heights and three depths – see the following pages for further details.

## Environ ER Series


The Key features of the Environ ER range include:



- Wave design mesh front door



- Wardrobe style double mesh rear doors



- Swing handle 2 point lock fitted to front door



- Multiple brush strip cable entry in roof and base



- Side panels are lockable and can be bayed with or without side panels



- High density vertical cable management – 800 series only



- Jacking feet and castors can be fitted simultaneously



- 19" profiles marked with U height position



- Full height front and rear adjustable 19" profiles



- Vented Roof

## Environ ER600 – 600mm Wide Equipment Rack



The Environ ER600 is a versatile range of 600 mm wide racks fitted with a wave design mesh front door and wardrobe style double mesh rear doors. Designed to accommodate a load of up to 600 kg and available in a range of heights and depths they offer features that make them suitable for a wide range of applications in the data, security, audio visual and telecommunication arenas.

### Features

- Available in 29U, 42U and 47U heights
- Baying kit included
- 600, 800 or 1000 mm deep
- Can be bayed with or without side panels
- Grey White or Black colour
- 600 kg load capacity
- Jacking feet included
- Large cut out in base for cable entry
- Heavy duty lockable castors included
- Multiple brush strip cable entry in roof and base
- Wave design mesh front door
- Jacking feet and castors can be fitted simultaneously
- Swing handle 2 point lock fitted to front door
- Swing handle 3 point lock fitted to rear doors
- Wardrobe style double mesh rear doors
- 70% ventilation front and rear doors
- Full height front and rear adjustable 19" profiles
- Galvanised steel 19" mounting profiles
- Supplied assembled or flat pack
- 19" profile depth markings for easy adjustment
- 19" profiles marked with U height position
- Removable side panels
- Left or right hinge full door

### Product Specification

Standard	ANSI/EIA-310-E - IEC 60297-2 - DIN 41494 Part 1 & 7
Material	SPCC Cold Rolled Steel
19" Rails	2.0 mm thick
Side Panels	1.0 mm thick
Other	1.2 mm thick
Colour	Grey White - RAL 9002 Black - RAL9004
Load capacity	600 kg (Static)
Front door lock	2 point swing handle cam lock
Rear door lock	3 point swing handle cam lock
Side panels lock	Single point barrel lock



## Environ ER600 – 600mm Wide Equipment Rack

### 600 mm Deep Racks

U Size	Width	Depth	Overall Height	Grey White	Black
29U	600 mm	600 mm	1490 mm	542-2966-WDBN-GW	542-2966-WDBN-BK
42U	600 mm	600 mm	2070 mm	542-4266-WDBN-GW	542-4266-WDBN-BK
47U	600 mm	600 mm	2207 mm	542-4766-WDBN-GW	542-4766-WDBN-BK

### 800 mm Deep Racks

U Size	Width	Depth	Overall Height	Grey White	Black
29U	600 mm	800 mm	1490 mm	542-2968-WDBN-GW	542-2968-WDBN-BK
42U	600 mm	800 mm	2070 mm	542-4268-WDBN-GW	542-4268-WDBN-BK
47U	600 mm	800 mm	2207 mm	542-4768-WDBN-GW	542-4768-WDBN-BK

### 1000 mm Deep Racks

U Size	Width	Depth	Overall Height	Grey White	Black
29U	600 mm	1000 mm	1490 mm	542-29610-WDBN-GW	542-29610-WDBN-BK
42U	600 mm	1000 mm	2070 mm	542-42610-WDBN-GW	542-42610-WDBN-BK
47U	600 mm	1000 mm	2207 mm	542-47610-WDBN-GW	542-47610-WDBN-BK

The racks above are supplied fully built, if you require a flat pack option then please add –FP to the end of each code.

Racks without side panels are also available on request.

For part numbers of racks without side panels please refer to the relevant specification sheet or via the online catalogue.

## Environ ER800 – 800mm Wide Equipment Rack



The Environ ER800 is a versatile range of 800 mm wide racks fitted with a wave design mesh front door and wardrobe style double mesh rear doors. Designed to accommodate a load of up to 600 kg and available in a range of heights and depths they offer features that make this rack suitable for a wide range of applications in the data, security, audio visual and telecommunication arenas.

### Features

- Available in 29U, 42U and 47U heights
- Baying kit included
- 600, 800 or 1000 mm deep
- Can be bayed with or without side panels
- Grey White or Black colour
- 600 kg load capacity
- Jacking feet included
- Large cut out in base for cable entry
- Heavy duty lockable castors included
- Multiple brush strip cable entry in roof and base
- Wave design mesh front door
- Jacking feet and castors can be fitted simultaneously
- Swing handle 2 point lock fitted to front door
- Swing handle 3 point lock fitted to rear doors
- Wardrobe style double mesh rear doors
- 70% ventilation front and rear doors
- Full height front and rear adjustable 19" profiles
- Galvanised steel 19" mounting profiles
- Supplied assembled or flat pack
- 19" profile depth markings for easy adjustment
- 19" profiles marked with U height position High density vertical cable management
- Removable side panels
- Left or right hinge full door

### Product Specification

Standard	ANSI/EIA-310-E - IEC 60297-2 - DIN 41494 Part 1 & 7
Material	SPCC Cold Rolled Steel
19" Rails	2.0 mm thick
Side Panels	1.0 mm thick
Other	1.2 mm thick
Colour	Grey White - RAL 9002 Black - RAL9004
Load capacity	600 kg (Static)
Front door lock	2 point swing handle cam lock
Rear door lock	3 point swing handle cam lock
Side panels lock	Single point barrel lock





## Environ ER800 – 800mm Wide Equipment Rack

### 600 mm Deep Racks

U Size	Width	Depth	Overall Height	Grey White	Black
29U	800 mm	600 mm	1490 mm	542-2986-WDBF-GW	542-2986-WDBF-BK
42U	800 mm	600 mm	2070 mm	542-4286-WDBF-GW	542-4286-WDBF-BK
47U	800 mm	600 mm	2207 mm	542-4786-WDBF-GW	542-4786-WDBF-BK

### 800 mm Deep Racks

U Size	Width	Depth	Overall Height	Grey White	Black
29U	800 mm	800 mm	1490 mm	542-2988-WDBF-GW	542-2988-WDBF-BK
42U	800 mm	800 mm	2070 mm	542-4288-WDBF-GW	542-4288-WDBF-BK
47U	800 mm	800 mm	2207 mm	542-4788-WDBF-GW	542-4788-WDBF-BK

### 1000 mm Deep Racks

U Size	Width	Depth	Overall Height	Grey White	Black
29U	800 mm	1000 mm	1490 mm	542-29810-WDBF-GW	542-29810-WDBF-BK
42U	800 mm	1000 mm	2070 mm	542-42810-WDBF-GW	542-42810-WDBF-BK
47U	800 mm	1000 mm	2207 mm	542-47810-WDBF-GW	542-47810-WDBF-BK

The racks above are supplied fully built, if you require a flat pack option then please add –FP to the end of each code.

Racks without side panels are also available on request.

For part numbers of racks without side panels please refer to the relevant specification sheet or via the online catalogue.

## Environ SR Series


The **Environ SR** Server Rack range is designed to provide choice, functionality, and ease of use within high density server and equipment installations. With improved load bearing, split side panels, together with mesh design front and rear door options, the SR range is ideal for data centre and enterprise equipment room installations.



The Environ SR range is available as a 600mm or 800mm wide with a choice of three heights and two depths – see the following pages for further details.

## Environ SR Series


The Key features of the Environ SR range include:



- Wave design mesh front door



- Wardrobe style double mesh rear doors



- Swing handle 2 point lock fitted to front door



- Swing handle three point lock fitted to rear doors



- Quick release hinged side panels  
- 42U and 47U only



- High density vertical cable management  
- 800 series only



- Jacking feet and castors can be fitted simultaneously



- Brush strip style cable entry in roof



- Full height front and rear adjustable 19" profiles



- Removable base panels for optimum airflow control

## Environ SR600 – 600mm Wide Server Rack



The Environ SR600 is a versatile range of 600 mm wide racks fitted with a wave vented front door and double vented rear doors. Designed to accommodate a load of up to 1300 kg and available in a range of heights and depths they offer features that make them suitable for a wide range of applications in the data centre and telecommunications arenas.

### Features

- Available in 29U, 42U and 47U heights
- Baying kit included
- 1000 or 1200 mm deep
- Can be bayed with or without side panels
- Grey White or Black colour
- Jacking feet included
- 1300 kg load capacity
- Removable and sliding base panels for cable entry
- Brush strip letterbox style cable entry in roof
- Heavy duty lockable castors included
- Jacking feet and castors can be fitted simultaneously
- Wave design mesh style front door
- Swing handle two point lock front door
- Wardrobe style double mesh rear doors
- Swing handle three point lock rear doors
- Full height front and rear adjustable 19" profiles
- Galvanised steel 19" mouting profiles
- Supplied assembled or flat pack
- 19" profiles marked with U height position
- 70% ventilation front and rear doors
- Quick release hinged doors
- Doors open 235° / 180°
- Removable side panels - horizontally split on 42U and 47U



### Product Specification

Standard	ANSI/EIA-310-E - IEC 60297-2 - DIN 41494 Part 1 & 7
Material	SPCC Cold Rolled Steel
19" Rails	2.0 mm thick
Top bar	1.5 mm thick
Door, top panel and side frame	1.2 mm thick
Other	1.0 mm thick
Colour	Grey White - RAL 9002 Black - RAL9004
Load capacity	1300 kg (Static)
Front door lock	2 point swing handle cam lock
Rear door lock	3 point swing handle cam lock
Side panels lock	Single point barrel lock

## Environ SR600 – 600mm Wide Server Rack

### 1000 mm Deep Racks

U Size	Width	Depth	Overall Height	Grey White	Black
29U	600 mm	1000 mm	1422 mm	544-29610-WDBN-GW	544-29610-WDBN-BK
42U	600 mm	1000 mm	2000 mm	544-42610-WDBN-GW	544-42610-WDBN-BK
47U	600 mm	1000 mm	2223 mm	544-47610-WDBN-GW	544-47610-WDBN-BK

### 1200 mm Deep Racks

U Size	Width	Depth	Overall Height	Grey White	Black
29U	600 mm	1200 mm	1422 mm	544-29612-WDBN-GW	544-29612-WDBN-BK
42U	600 mm	1200 mm	2000 mm	544-42612-WDBN-GW	544-42612-WDBN-BK
47U	600 mm	1200 mm	2223 mm	544-47612-WDBN-GW	544-47612-WDBN-BK

The racks above are supplied fully built, if you require a flat pack option then please add **-FP** to the end of each code.

## Environ SR800 – 800mm Wide Server Rack



The Environ SR800 is a versatile range of 800 mm wide racks fitted with a wave vented front door and double vented rear doors. Designed to accommodate a load of up to 1300 kg and available in a range of heights and depths they offer features that make them suitable for a wide range of applications in the data centre and telecommunications arenas.

### Features

- Available in 29U, 42U and 47U heights
- Baying kit included
- 1000 or 1200 mm deep
- Can be bayed with or without side panels
- Grey White or Black colour
- Jacking feet included
- 1300 kg load capacity
- Removable and sliding base panels for cable entry
- Brush strip letterbox style cable entry in roof
- Wave design mesh style front door
- Heavy duty lockable castors included
- Jacking feet and castors can be fitted simultaneously
- Swing handle two point lock front door
- Wardrobe style double mesh rear doors
- Swing handle three point lock rear doors
- High density vertical cable management
- Full height front and rear adjustable 19" profiles
- Galvanised steel 19" mouting profiles
- Supplied assembled or flat pack
- 19" profiles marked with U height position
- 70% ventilation front and rear doors
- Quick release hinged doors
- Doors open 235° / 180°
- 150 mm cable tray included
- Removable side panels - horizontally split on 42U and 47U



### Product Specification

Standard	ANSI/EIA-310-E - IEC 60297-2 - DIN 41494 Part 1 & 7
Material	SPCC Cold Rolled Steel
19" Rails	2.0 mm thick
Top bar	1.5 mm thick
Door, top panel and side frame	1.2 mm thick
Other	1.0 mm thick
Colour	Grey White - RAL 9002 Black - RAL9004
Load capacity	1300 kg (Static)
Front door lock	2 point swing handle cam lock
Rear door lock	3 point swing handle cam lock
Side panels lock	Single point barrel lock

## Environ SR800 – 800mm Wide Server Rack

### 1000 mm Deep Racks

U Size	Width	Depth	Overall Height	Grey White	Black
29U	800 mm	1000 mm	1422 mm	544-29810-WDBR-GW	544-29810-WDBR-BK
42U	800 mm	1000 mm	2000 mm	544-42810-WDBR-GW	544-42810-WDBR-BK
47U	800 mm	1000 mm	2223 mm	544-47810-WDBR-GW	544-47810-WDBR-BK

### 1200 mm Deep Racks

U Size	Width	Depth	Overall Height	Grey White	Black
29U	800 mm	1200 mm	1422 mm	544-29812-WDBR-GW	544-29812-WDBR-BK
42U	800 mm	1200 mm	2000 mm	544-42812-WDBR-GW	544-42812-WDBR-BK
47U	800 mm	1200 mm	2223 mm	544-47812-WDBR-GW	544-47812-WDBR-BK

The racks above are supplied fully built, if you require a flat pack option then please add **-FP** to the end of each code.

## Environ Shelves

A range of shelves to suit the Environ Racks in different environments and applications.

### Features

- Occupies 1U of rack space
- Choice of depths
- Cantilever, fixed, adjustable, or sliding shelves
- Grey White or Black
- High load rating

### Cantilever Shelves

The cantilever shelves are mounted using one set of the 19" profiles offering flexibility of fitting.



### Features

- Choice of depths
- 10 kg load capacity
- Grey White or Black

Compatibility										
CR ER SR Depth							WR Depth			
Grey White	Black	Shelf Depth	600	800	1000	1200	OR	390	500	600
542-020-GE	542-020-BK	190	✓	✓	✓	✓	✓	✓	✓	✓
542-021-GE	542-021-BK	400	✓	✓	✓	✓	✓		✓	✓

- All dimensions are in mm






### Fixed Shelves

The fixed shelves are mounted using the front and rear 19" profiles.



### Features

- Choice of depths
- 80 kg load capacity
- Grey White or Black
- Front and rear profile mounting

			Compatibility								
			 								
			CR ER Depth			SR Depth			WR Depth		
Grey White	Black	Mounting Depth	600	800	1000	1000	1200	OR	390	500	600
542-022-GE	542-022-BK	350	✓	✓	✓	✓	✓				
542-023-GE	542-023-BK	550		✓	✓	✓	✓				
542-024-GE	542-024-BK	720			✓		✓				

- All dimensions are in mm



## Environ Shelves

### Adjustable Shelf

The adjustable shelf is mounted using the front and rear 19" profiles. The shelf can be assembled to fit a range of depths of racks and allow flexibility when setting the 19" profile positions.

#### Features

- Adjustable depth
- Permits flexibility of 19" profile position
- Grey White or Black
- 430mm - 720mm
- 80 kg load capacity
- Front and rear profile mounting
- 1U high



			Compatibility							
			CR ER SR Depth				OR	WR Depth		
Grey White	Black	Depth	600	800	1000	1200	OR	390	500	600
542-026-GE	542-026-BK	430-720		✓	✓	✓				✓

- All dimensions are in mm






### Sliding Shelves

The forward sliding shelves are mounted using the front and rear 19" profiles. The shelves can be assembled to fit a range of depths of racks and allow flexibility when setting the 19" profile positions.

#### Features

- Sliding shelf
- Adjustable depth fixings
- Grey White or Black
- 30 kg load capacity



					Compatibility							
					  							
					CR	ER	SR	Depth		WR Depth		
Grey White	Black	Mounting Depth		Shelf Depth	600	800	1000	1200	OR	390	500	600
542-027-GE	542-027-BK	375	660	350	✓	✓	✓	✓				
542-028-GE	542-028-BK	605	855	563			✓	✓				
542-029-GE	542-029-BK	605	875	550			✓					

- All dimensions are in mm

## Environ Fan Trays



### Four Way Roof Mount Fan Trays

The four way version fits into the roof section of the Environ CR, ER & SR Racks and consists of four 230V, 50Hz fans. The Fan trays are supplied with BS1363 (UK) and Schuko 3m IEC 60320 C13 power leads. The IEC 60320 C13 power leads allow for easy installation and may be replaced to suit the specific power connection.



#### Features

- Four fans per tray
- Supplied with UK and Schuko power leads
- Quick and easy to fit
- Noise level 27 – 28dB
- Available in black and grey white
- Supplied with detachable IEC 60320 C13 mains lead
- Airflow 78 – 84m<sup>3</sup>/hour per fan

### Rack Mount Fan Trays

19" rack mounted fan tray available with three or six fans.

#### Features

- Available in Grey White or Black
- Occupies 1U of rack space
- Supplied with detachable IEC 60320 C13 mains lead

### CR, ER and SR Racks

Description	Grey White	Black
4 Way Roof Fan Tray (supplied with UK power lead)	542-044-GE	542-044-BK
4 Way Roof Fan Tray (supplied with Schuko power lead)	542-044-GE-SCHUKO	542-044-BK-SCHUKO
2 Way Roof Fan Tray (supplied with UK power lead)	542-042-GE	542-042-BK
1U 3 Way Rack Mount Fan Tray (UK)	IVU3	IVU3-BK
1U 6 Way Rack Mount Fan Tray (UK)	IVU6	IVU6-BK



### Two Way Roof Mount Fan Trays

The two way version fits into the roof section of the Environ WR wall racks. The Fan trays are supplied with either a BS1363 (UK) or Schuko 3m IEC 60320 C13 power leads (*See Part Number table*). The IEC 60320 C13 power leads allow for easy installation and may be replaced to suit the specific power connection.

#### Features

- Two fans per tray
- Quick and easy to fit
- Noise level 27 – 28dB
- Available in Grey White or Black
- Supplied with detachable IEC 60320 C13 mains lead
- Airflow 78 – 84m<sup>3</sup>/hour per fan

### WR Racks

Description	Grey White	Black
2 Way Roof Fan Tray (UK)	540-302	540-302-BK
2 Way Roof Fan Tray (Schuko)	540-302-SCHUKO	540-302-BK-SCHUKO

## Environ Combi Lock

The Excel Environ Combination Rack Lock can easily replace the "T" handle lock fitted to Environ racks to offer an alternative to issue keys for access. The user can define the combination that is required to open the lock and it is supplied with a key override. Full fixings are supplied with the lock, to permit fitting to Single or Double doors within the CR, ER & SR ranges. The same lock is used with the 1, 2 & 3 point locking systems.

### Features

- Compatible with Environ CR, ER & SR
- User Defined 3 Digit Combination
- Key Override
- Works with Single & Double Doors
- Works with 1, 2 & 3 point locking doors
- Alternative to issuing keys for entry



**NEW**  
excel

Description	Part Number
Environ CR, ER, SR Combination Lock	542-005

## Environ Split Profiles

Excel split profiles allow for maximum usage of a rack when networking equipment needs to be deployed within an Environ rack at differing depths.

### Features

- Easy assembly
- U height markings



**NEW**  
excel

Description	Part Number
Excel SR 19" Split Profiles (Pair) - 42U	544-542
Excel SR 19" Split Profiles (Pair) - 47U	544-547

## Excel Brush Strip Panel

This panel is suitable for fitting below patch panels to allow cable entry into the rack.

### Features

- Brush protected cable entry
- Wide cable slot to allow spacing of cable
- Compatible with all Environ racks



**NEW**  
excel

Description	Part Number
10 x 19" Brush Strip	100-599

## Environ Base Plates



To ensure air flow can be managed to an optimum, when deployments need it, the Environ base plates close the aperture at the bottom of the Environ CR and ER racks.

### Features

- Retro fit design
- Gain optimum air flow management
- Sectional design
- Fixing screws included

Description	Grey White	Black
Environ CR/ER Base Plate for 600W x 1000D	542-0610-GW	542-0610-BK
Environ CR/ER Base Plate for 600W x 1200D	542-0612-GW	542-0612-BK
Environ CR/ER Base Plate for 600W x 600D	542-066-GW	542-066-BK
Environ CR/ER Base Plate for 600W x 800D	542-068-GW	542-068-BK
Environ CR/ER Base Plate for 800W x 1000D	542-0810-GW	542-0810-BK
Environ CR/ER Base Plate for 800W x 1200D	542-0812-GW	542-0812-BK
Environ CR/ER Base Plate for 800W x 600D	542-086-GW	542-086-BK
Environ CR/ER Base Plate for 800W x 800D	542-088-GW	542-088-BK



## Environ Keys



Spare keys for the Environ racks that fit CR, ER & SR racks.

Description	Part Number
Environ Keys x 2	542-001



## Document Holder



A4 document holder that sticks to the outside of the Environ racks to hold relevant documentation.

Description	Part Number
Document Holder - Grey	542-002-GE



## SR Anti-tilt Kit

The SR Anti-tilt Kit provides a greater stability to the SR racks. The anti-tilt kit is fitted with the jacking feet in place.

### Features

- Easy fixing
- Provides greater stability



Description	Grey White	Black
SR 600 mm Wide Anti-tilt kit	544-506-GE	544-506-BK
SR 800 mm Wide Anti-tilt kit	544-508-GE	544-508-BK



## Environ Plinths

Available as an option to suit all sizes of Excel Environ Racks, the plinth increases the overall height of the rack by approximately 100mm and allows for easy cable access into the base of the rack. The plinth is manufactured with removable sides to further aid access for cabling and leveling purposes.



### Features

- Cable entry to rack via brush strips on all sides
- Increases rack height by 100mm
- Feet fixing only



## CR and ER Racks

Description	Grey White	Black
600 mm Wide x 600 mm Deep	542-966-GE	542-966-BK
600 mm Wide x 800 mm Deep	542-968-GE	542-968-BK
600 mm Wide x 1000 mm Deep	542-960-GE	542-960-BK
800 mm Wide x 600 mm Deep	542-986-GE	542-986-BK
800 mm Wide x 800 mm Deep	542-988-GE	542-988-BK
800 mm Wide x 1000 mm Deep	542-980-GE	542-980-BK



## SR Racks

Description	Grey White	Black
600 mm Wide x 1000 mm Deep	544-960-GE	544-960-BK
600 mm Wide x 1200 mm Deep	544-962-GE	544-962-BK
800 mm Wide x 1000 mm Deep	544-980-GE	544-980-BK
800 mm Wide x 1200 mm Deep	544-982-GE	544-982-BK



## Environ Cable Tray

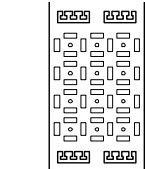


The lightweight design makes installation and cable feed quick and easy.

### Features

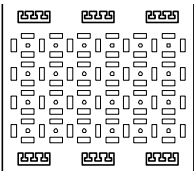
- Available in a range of sizes
- Compatible with all Environ floor standing racks.
- 150mm or 300 mm wide
- Supplied in packs of 2
- Multiple cable tie fixing methods
- Colour matched to Environ rack

### 150 mm Wide Cable Tray




Description	Grey White	Black
20U - 150 mm Wide (2 qty)	541-150-20-GW	541-150-20-BK
24U - 150 mm Wide (2 qty)	541-150-24-GW	541-150-24-BK
29U - 150 mm Wide (2 qty)	541-150-29-GW	541-150-29-BK
32U - 150 mm Wide (2 qty)	541-150-32-GW	541-150-32-BK
42U - 150 mm Wide (2 qty)	541-150-42-GW	541-150-42-BK
47U - 150 mm Wide (2 qty)	541-150-47-GW	541-150-47-BK
48U - 150 mm Wide (2 qty)	-	541-150-48-BK
52U - 150 mm Wide (2 qty)	-	541-150-52-BK

### 300 mm Wide Cable Tray



Description	Grey White	Black
20U - 300 mm Wide (2 qty)	541-300-20-GW	541-300-20-BK
24U - 300 mm Wide (2 qty)	541-300-24-GW	541-300-24-BK
29U - 300 mm Wide (2 qty)	541-300-29-GW	541-300-29-BK
32U - 300 mm Wide (2 qty)	541-300-32-GW	541-300-32-BK
42U - 300 mm Wide (2 qty)	541-300-42-GW	541-300-42-BK
47U - 300 mm Wide (2 qty)	541-300-47-GW	541-300-47-BK
48U - 300 mm Wide (2 qty)	-	541-300-48-BK
52U - 300 mm Wide (2 qty)	-	541-300-52-BK

## Earth Bonding Kit



An Earth Bonding Kit is installed between the frame and doors, all panels are fitted with earth studs.

Description	Part Number
CR/ER Earth Bonding Kit - 6 pcs Pack	542-006
SR Earth Bonding Kit - 6 pcs Pack	544-006

## Environ Wall Rack Series

The **Environ WR** range of wall mount racks have been designed with strength, ease of use and aesthetics in mind. They are designed for the installation of both cabling and equipment and are ideal for use across a range of applications including local area networking (LAN) cabling and hardware, and the housing of security and AV equipment.



We hold large stocks for next day free delivery to the UK mainland and they are widely available through local distributors across Europe and the Middle East.

The Key features of the Environ WR range include:



- Aesthetically pleasing framed safety glass front door



- Lockable, quick release side panes for maximum access into rack

- First fix mounting plate



- Cable entry cut out in top and base
- Angled vented roof

- Adjustable 19" mounting profiles

## Environ Wall Mounted Racks



Environ wall mounted racks are available in a choice of 390mm, 500mm and 600mm depths. They are designed for the installation of both cabling and equipment and are ideal for use across a range of applications including local area networking (LAN) cabling and hardware, and the housing of security, audio and visual equipment.

A full range of Excel accessories are available to complete cable or equipment installation from shelving through to ventilation and power distribution units.

### Features

- Choice of 390mm, 500mm and 600mm depths
- Available in 6 heights, 6U, 9U, 12U, 15U, 18U and 21U
- Available in grey and black
- Aesthetically pleasing framed safety glass front door
- Load carrying capacity 63kg on 390mm and 60kg on 500mm and 600mm depths
- Quick release doors
- Lockable, quick release side panels for maximum access into rack
- Angled vented roof
- Fully adjustable front and rear 19" mounting profiles
- Removable cable entry panel in top and base providing easy access to install cables and equipment. NB. The back is not removeable.
- Available as a flat pack
- First fix mounting plate included as standard



### Product Specification

Material Thickness	
Rack Part	
Frame	1.20mm
Top cover and fan entry plate	1.20mm
19" mounting angles	1.50mm
Side panels	1.20mm
Front door frame	1.20mm
Front door glass	5.00mm

Product Standard Compliance	
Process/Part	Standard
Manufacturing facility	ISO 9001:2000
19" mounting angles	IEC60297-1
Overall rack dimensions	IEC60297-2
Load carrying capacity, 390mm	63kg
Load carrying capacity, 500mm and 600mm	60kg
Paint finish, grey rack	RAL 7044
Paint finish, black rack	RAL 9004
Paint finish, front door blue trim	RAL 5013
Glass door, safety specification	BS3193:1993
Surface treatment	Phosphate Coating



## Environ Wall Mounted Racks

### WR390 Series – 390mm Deep

U Size	Width (mm)	Overall Height (mm)	Depth (mm)	Part Number Grey	Part Number Grey Flat Pack	Part Number Black	Part Number Black Flat Pack
6U	600	368	390	WB6.390SG	WBFP6.390SG	WB6.390SG-BK	WBFP6.390SGB
9U	600	501	390	WB9.390SG	WBFP9.390SG	WB9.390SG-BK	WBFP9.390SGB
12U	600	635	390	WB12.390SG	WBFP12.390SG	WB12.390SG-BK	WBFP12.390SGB
15U	600	769	390	WB15.390SG	WBFP15.390SG	WB15.390SG-BK	WBFP15.390SGB
18U	600	901	390	WB18.390SG	WBFP18.390SG	WB18.390SG-BK	WBFP18.390SGB
21U	600	1037	390	WB21.390SG	WBFP21.390SG	WB21.390SG-BK	WBFP21.390SGB

### WR500 Series – 500mm Deep

U Size	Width (mm)	Overall Height (mm)	Depth (mm)	Part Number Grey	Part Number Grey Flat Pack	Part Number Black	Part Number Black Flat Pack
6U	600	368	500	WB6.5SG	WBFP6.5SG	WB6.5SGB	WBFP6.5SGB
9U	600	501	500	WB9.5SG	WBFP9.5SG	WB9.5SGB	WBFP9.5SGB
12U	600	635	500	WB12.5SG	WBFP12.5SG	WB12.5SGB	WBFP12.5SGB
15U	600	769	500	WB15.5SG	WBFP15.5SG	WB15.5SGB	WBFP15.5SGB
18U	600	901	500	WB18.5SG	WBFP18.5SG	WB18.5SGB	WBFP18.5SGB
21U	600	1037	500	WB21.5SG	WBFP21.5SG	WB21.5SGB	WBFP21.5SGB

### WR600 Series – 600mm Deep

U Size	Width (mm)	Overall Height (mm)	Depth (mm)	Part Number Grey	Part Number Grey Flat Pack	Part Number Black	Part Number Black Flat Pack
6U	600	368	600	WB6.6SG	WBFP6.6SG	WB6.6SGB	WBFP6.6SGB
9U	600	501	600	WB9.6SG	WBFP9.6SG	WB9.6SGB	WBFP9.6SGB
12U	600	635	600	WB12.6SG	WBFP12.6SG	WB12.6SGB	WBFP12.6SGB
15U	600	769	600	WB15.6SG	WBFP15.6SG	WB15.6SGB	WBFP15.6SGB
18U	600	901	600	WB18.6SG	WBFP18.6SG	WB18.6SGB	WBFP18.6SGB
21U	600	1037	600	WB21.6SG	WBFP21.6SG	WB21.6SGB	WBFP21.6SGB

**FLAT PACK**  
excel

Now available for fast on site assembly

Please check with your local Excel Sales Office or distributor for in country product availability

## Environ OR Series - 2 Post Open Rack



The Environ OR series of open racks are designed for the mounting of patch panels and networking equipment in secure environments or in locations where space does not allow for the use of a standard rack. Each frame is constructed from rigid aluminium and supported by heavy duty top and base cross members which enable static load bearing of up to 1500kg. A choice of heights, upto 52U are available in a standard 2 post 75mm deep rack. For deeper options or 4 post requirements, two of the 2 post racks are installed with a set of adjustable depth members allowing total useable depth of 400mm. Each profile has U height numbering and pre threaded conductive M6 tapped holes for quick and easy equipment installation. Each rack is supplied flat pack with all required fixings and installation instructions. A wide range of high density vertical and horizontal cable management solutions are available to suit each rack.

### Features

- 2 post rigid aluminium construction
- Available in 42U, 48U and 52U heights
- 19" profiles marked with U height positions
- 1500kg static load bearing
- M6 threaded 19" profiles
- Available with adjustable depth profiles
- Simple Bolt Together Assembly
- Compatible high density cable management
- Supplied flat packed
- DIN41494 compliant
- Heavy duty top and base cross members
- 25 Year System Warranty Available

### Product Details and Contents

Standard specification	DIN 41494 compliant
Rack Material	Aluminium
Surface Treatment	Phosphate coating
Paint Coating	Black - RAL9005
Supply	Flat Pack
U Frames	2 pieces
Base Plates	2 pieces
Upper cross member	2 pieces
M6 self tap screws	30 pieces

## Environ OR Series - 2 Post Open Rack

U Size	Description	In Stock	Part Number
42U	2 post 75mm deep - Profile to profile	✓	541-742
48U	2 post 75mm deep - Profile to profile	✓	541-745
52U	2 post 75mm deep - Profile to profile	✓	541-752

NB. Create 4 Post frames with Environ cable tray see page 178

Description	Part Number
Cage Nuts, pack of 50	M6CNU

## Environ OR Series - High Density Cable Management



- Lockable aluminium double hinge doors



- Cable spools in vertical design from 8" wide and above



- Rounded cable management fingers to avoid cable damage



- Pass through cut outs in vertical design from 8" wide and above

## Environ OR Series - High Density Cable Management



The Environ OR series of cable management solutions are designed for standard through to high density cable management within enterprise and data centre environments. The vertical designs are specifically relevant where the use of angled patch panels, or ports is preferred due to the required port density.

Options are available in a range of widths with front only, or front and rear management, each based on the same core design.

Each manager has a rear frame manufactured from powder coated welded sheet steel and is fitted with full height, ABS plastic cable management finger assemblies which have a rounded finish to prevent cable damage or stress.

Each frame has a full height hinged door manufactured from formed and powder coated aluminium to provide a strong but lightweight finish to any installations. The doors can be locked to secure cable access, and via simple fitted twist handles can hinge from left to right, or right to left. The door is fixed to the cable management frame at the top and base, enabling maximum access to installed cables, and is easily removed when required.

Within each vertical management unit 8" wide and above are cable spools and letterbox cutouts to assist management of excess cable, or patching to rear or adjacent frames.

The horizontal range can be supplied in either 2U or 3U designs. Each are assembled from a powder coated steel back or mid plate, with front only, or front and rear cable management fingers and a hinged 'lid/face' which snaps lock at the top and bottom to protect cables and provide an aesthetically pleasing finish.

### Features

- Vertical design available in 42U, 48U and 52U heights
- Horizontal design available in 2U, 3U and 4U
- Vertical design available in range of depth and width options
- Manage in excess of 1500 Category 6 cables
- ABS cable management fingers
- Rounded cable management fingers to avoid cable damage
- Lockable aluminium double hinge doors
- Doors open left to right, or right to left
- Cable spools in vertical design from 8" wide and above
- End panels available
- Pass through cut outs in vertical design from 8" wide and above
- Quick and easy to fit to Environ OR racks, fixings supplied
- Ideal for use with angled patch panel or ports
- Free standing or fix to Environ OR racks
- Aesthetically pleasing design

## Environ OR Series - High Density Cable Management

### High Density Vertical Cable Management

U Size	Overall Height	Front or Front and Rear	Width (inch)	Width (mm)	Depth (inch)	Depth (mm)	In Stock	Part Number
42	1966	Front	6	150	6	250	Call	541-006
42	1966	Front and rear	6	150	12	500	✓	541-040
42	1966	Front	8	200	10	250	Call	541-008
42	1966	Front and rear	8	200	20	500	Call	541-009
42	1966	Front	12	300	10	250	Call	541-010
42	1966	Front and rear	12	300	20	500	✓	541-011
42	1966	Front	15	380	10	250	Call	541-012
42	1966	Front and rear	15	380	20	500	✓	541-013
48	2278	Front	6	150	6	250	Call	541-014
48	2278	Front and rear	6	150	12	500	✓	541-041
48	2278	Front	8	200	10	250	Call	541-016
48	2278	Front and rear	8	200	20	500	Call	541-017
48	2278	Front	12	300	10	250	Call	541-018
48	2278	Front and rear	12	300	20	500	✓	541-019
48	2278	Front	15	380	10	250	Call	541-020
48	2278	Front and rear	15	380	20	500	✓	541-021
52	2456	Front	6	150	6	250	Call	541-022
52	2456	Front and rear	6	150	12	500	✓	541-042
52	2456	Front	8	200	10	250	Call	541-024
52	2456	Front and rear	8	200	20	500	Call	541-025
52	2456	Front	12	300	10	250	Call	541-026
52	2456	Front and rear	12	300	20	500	✓	541-027
52	2456	Front	15	380	10	250	Call	541-028
52	2456	Front and rear	15	380	20	500	✓	541-029

Note - All part codes are for a single vertical cable management unit.

### High Density Horizontal Cable Management

U Size	Front or Front and Rear	Width (inch)	Width (mm)	Depth (inch)	Depth (mm)	In Stock	Part Number
2	Front	19	483	6	150	✓	541-030
2	Front and rear	19	483	12	300	✓	541-031
3	Front	19	483	6	150	✓	541-032
3	Front and rear	19	483	12	300	✓	541-033
4	Front	19	483	6	150	Call	541-034
4	Front and rear	19	483	12	300	Call	541-035

Note - All part codes are for a single horizontal cable management unit.

## Excel MicroLan – Cabinet



The Excel MicroLan is ideal for installations where space is at a premium, for example educational retail or small office networks. The MicroLan 10U cabinet is available with a range of accessories in black. Each cabinet has removable vented side panels and adjustable panel mount profiles to ensure quick and easy installation and maintenance. Cable entry cut outs are placed in the top, rear and base of the cabinet to cover all applications. The cabinet can easily be fixed to the wall or positioned directly onto the floor.

### Features

- Compact 10U Height
- Smoked Perspex Front Door
- Removable Vented Side Panels
- Adjustable Panel Mount Profiles

Description	Part Number
10U Cabinet Black	100-762

## Excel MicroLan – Shelving / Management



MicroLan Shelves are ideal for mounting ISDN routers, hubs or repeaters. MicroLan cable management bars ensure patching is kept tidy and easy to manage. Blank plates complete the range.

### Features

- Supplied with cage nut fixings

Description	Part Number
1U Shelf, Black	100-766
1U Blank Plate, Black	100-780

## Excel MicroLan Keystone Patch Panel - Unloaded



Excel 1U MicroLan Keystone Patch Panel provides the mounting facility for up to 12 Excel Keystone jacks. The modular design accommodates jacks of Category 5e, 6 & 6<sub>A</sub> and allows for part panels to be installed. This patch panel may be used in either a screened or unscreened structured cabling system and is supplied complete with a fitted earth bonding wire. Cage nuts and screws are supplied for fitting.

### Features

- Accepts Excel Keystone Jacks
- Maximum 12 keystone jacks
- Suitable for Unscreened & Screened jacks
- 1U High
- Supplied with earth bonding lead fitted
- Category 5e, 6 & 6<sub>A</sub>

Description	Part Number
Microlan 12 Port Keystone Patch Panel Black - Unloaded	100-753

## Excel MicroLan - Category 5e Patch Panel

MicroLan Category 5e Patch Panels are available in a 12 port 1U version with an easy to use screen printed labelling system. Each panel is supplied with a cage nut and cable ties.




### Features

- Category 5e Compliant
- 25 Year System Warranty Available

Description	Part Number
1U Category 5e 12 Port Panel, Black	100-754








## Excel MicroLan – Unloaded Fibre Panel

The Excel MicroLan cabinet is ideal for fibre links in campus or warehouse environments.



Description	Part Number
Unloaded 1U 8 Port ST Patch Panel, Black	100-776

## Excel Standard PDUs

Part Number	No. of Sockets	Switched	Filtered	Mounting Orientation	Input Connectivity	Output Connectivity	Voltage	Current Rating (Amps)
D13-4H-EXL	4	✓		Horizontal			250V	13A
D13-5H-EXL	5	✓		Horizontal			250V	13A
D13-6-EXL	6	✓		Vertical			250V	13A
D13-6H-EXL	6	✓		Horizontal			250V	13A
D13-8-EXL	8	✓		Vertical			250V	13A
D13-10-EXL	10	✓		Vertical			250V	13A
D13-12-EXL	12	✓		Vertical			250V	13A
D13-6HF-EXL	6	✓	✓	Horizontal			250V	13A
D13-8F-EXL	8	✓	✓	Vertical			250V	13A
D13-10F-EXL	10	✓	✓	Vertical			250V	13A
D13-12F-EXL	12	✓	✓	Vertical			250V	13A
D16-6H-EXL	6	✓		Horizontal			250V	16A
D16-8-EXL	8	✓		Vertical			250V	16A
D16-10-EXL	10	✓		Vertical			250V	16A
D16-12-EXL	12	✓		Vertical			250V	16A
D32-8-EXL	8	✓		Vertical			250V	32A
D32-10-EXL	10	✓		Vertical			250V	32A
D32-12-EXL	12	✓		Vertical			250V	32A



### CONNECTIVITY KEY



3 pin - BS1363



“Commando Style” IEC 60309



C13 - IEC60320



C19 - IEC60320



Universal - GST18



Schuko

























French



IEC 60884

Part Number	No. of Sockets	Switched	Filtered	Mounting Orientation	Input Connectivity	Output Connectivity	Voltage	Current Rating (Amps)
555-230	16	✓		Vertical		12 &  4	250V	32A
555-231	20	✓		Vertical		16 &  4	250V	32A
555-232	24	✓		Vertical		20 &  4	250V	32A
D13-6HIEC-EXL	6			Horizontal			250V	13A
D13-6HIECF-EXL	6		✓	Horizontal			250V	13A
D13-8IECF-EXL	8		✓	Vertical			250V	13A
D13-10IEC-EXL	10			Vertical			250V	13A
D13-12IEC-EXL	12			Horizontal			250V	13A
555-240	6	✓		Horizontal			250V	10A
555-241	8	✓		Vertical			250V	10A
555-242	10	✓		Vertical			250V	10A
555-243	12	✓		Vertical			250V	10A
555-245	6	✓		Horizontal			250V	16A
555-246	8	✓		Vertical			250V	16A
555-247	10	✓		Vertical			250V	16A

Part Number	No. of Sockets	Switched	Filtered	Mounting Orientation	Input Connectivity	Output Connectivity	Voltage	Current Rating (Amps)
555-248	12	✓		Vertical			250V	16A
555-250	6	✓		Horizontal			250V	10A
555-251	8	✓		Vertical			250V	10A
555-252	10	✓		Vertical			250V	10A
555-253	12	✓		Vertical			250V	10A
555-083	8			Horizontal			250V	16A
555-084	9			Horizontal			250V	16A
555-092	6	✓		Horizontal			250V	16A
555-093	8	✓		Horizontal			250V	16A
555-097	6			Horizontal			250V	16A
555-098	8			Horizontal			250V	16A

For the full range of PDU's available please visit [www.excel-networking.com](http://www.excel-networking.com)

## Excel Power Distribution Units – BS1363

An extensive range of professional grade power distribution units designed specifically for the 19" electronic enclosure market. Offered with a comprehensive range of socket choice to suit wall mounting or floor standing racks.

### Features

- Robust all aluminium housing
- BS1363 sockets angled for optimum cable dressing on vertical mount units
- Fully shrouded switch
- External earth facility
- Illuminated power indicator
- 3 metre input lead terminated with a BS1363 plug fused at 13A
- Unit overall rating 13A, 250V~
- Choice of vertical or horizontal mounting



Description	Part Number
4 Way 90° Angle Socket BS1363 Power Strip Horizontal	D13-4H-EXL
5 Way 45° Angle Socket BS1363 Power Strip Vertical	D13-5-EXL
5 Way 90° Angle Socket BS1363 Power Strip Horizontal	D13-5H-EXL
6 Way 45° Angle Socket BS1363 Power Strip Vertical	D13-6-EXL
6 Way 90° Angle Socket BS1363 Power Strip Horizontal	D13-6H-EXL
8 Way 45° Angle Socket BS1363 Power Strip Vertical	D13-8-EXL
10 Way 45° Angle Socket BS1363 Power Strip Vertical	D13-10-EXL
12 Way 45° Angle Socket BS1363 Power Strip Vertical	D13-12-EXL

Please refer to pages 188-190 for Connectivity Table



45° angle socket on vertical mounting



90° angle socket on horizontal mounting

## Excel Power Distribution Units – Surge Protected – BS1363



An extensive range of professional grade power distribution units designed specifically for the 19" electronic enclosure markets. These units feature an on-board protection system to guard against surges, spikes and other mains borne transients. Suitable for high system exposure levels for location categories A & B (6kV 3kA) and medium system exposure level, location category C (BS6651:1992 appendix C). Mains surge protection 6.5kA peak current. Offered with a comprehensive range of socket choice to suit wall mounting or floor standing racks.

### Features

- Robust all aluminium housing
- BS1363 sockets angled for optimum cable dressing on vertical mount units
- 6.5kA surge protection
- External earth facility
- 3 metre input lead terminated with a BS1363 plug fused at 13A
- Unit overall rating 13A, 250V~
- Choice of vertical or horizontal mounting

Description	Part Number
4 Way 90° Angle Socket BS1363 Filtered Power Strip Horizontal	D13-4HF-EXL
5 Way 90° Angle Socket BS1363 Filtered Power Strip Horizontal	D13-5HF-EXL
6 Way 90° Angle Socket BS1363 Filtered Power Strip Horizontal	D13-6HF-EXL
8 Way 45° Angle Socket BS1363 Filtered Power Strip Vertical	D13-8F-EXL
10 Way 45° Angle Socket BS1363 Filtered Power Strip Vertical	D13-10F-EXL
12 Way 45° Angle Socket BS1363 Filtered Power Strip Vertical	D13-12F-EXL

Please refer to pages 188 - 190 for Connectivity Table



45° angle socket on vertical mounting



90° angle socket on horizontal mounting

Please check with your local Excel Sales Office or distributor for in country product availability

## Excel Power Distribution Units – EN 60309 (BS4343)

An extensive range of professional grade power distribution units designed specifically for the 19" electronic enclosure markets. Offered with a comprehensive range of socket choice to suit wall mounting or floor standing racks. The plug leads on this range are terminated with an industrial specification BS EN 60309 (BS4343) 2P+E 16A,250V~ connector, often referred to as a commando style plug.



### Features

- Robust all aluminium housing
- BS1363 sockets angled for optimum cable dressing on vertical mount units
- Choice of fully shrouded switch
- External earth facility
- Illuminated power indicator
- 3 metre input lead terminated in a BS EN 60309 (BS4343) 16A, 250V~ plug
- Unit overall rating 16A or 32A, 250V~
- Choice of vertical or horizontal mounting

Description - Switched	Part Number
4 Way 90° Angle Socket BS4343 Power Strip Horizontal 16A	D16-4H-EXL
6 Way 90° Angle Socket BS4343 Power Strip Horizontal 16A	D16-6H-EXL
8 Way 45° Angle Socket BS4343 Power Strip Vertical 16A	D16-8-EXL
10 Way 45° Angle Socket BS4343 Power Strip Vertical 16A	D16-10-EXL
12 Way 45° Angle Socket BS4343 Power Strip Vertical 16A	D16-12-EXL
Unswitched Modules	
4 Way 90° Angle Socket BS4343 Power Strip Horizontal 32A	D32-4H-EXL
8 Way 45° Angle Socket BS4343 Power Strip Vertical 32A	D32-8-EXL
10 Way 45° Angle Socket BS4343 Power Strip Vertical 32A	D32-10-EXL
12 Way 45° Angle Socket BS4343 Power Strip Vertical 32A	D32-12-EXL



Please refer to pages 188-190 for Connectivity Table

## Excel Power Distribution Units – IEC 320 Style



An extensive range of professional grade power distribution units designed specifically for the 19" electronic enclosure markets. Offered with a comprehensive range of IEC320 C13 socket choice to suit wall mounting or floor standing racks.

### Features

- Robust all aluminium housing
- IEC 320 C13 sockets
- External earth facility
- 3 metre input lead terminated with a BS1363 plug fused at 13A
- 2u of rack space is required for horizontal units
- Unit overall rating 13A, 250V~
- Choice of standard or filtered design
- Choice of vertical or horizontal mounting



Description	Part Number
6 Way IEC 320 Power Strip Horizontal	D13-6HIEC-EXL
6 Way Filtered IEC 320 Power Strip Horizontal	D13-6HIECF-EXL
8 Way Filtered IEC 320 Power Strip Vertical	D13-8IECF-EXL
10 Way IEC 320 Power Strip Vertical	D13-10IEC-EXL
12 Way IEC 320 Power Strip Vertical	D13-12IEC-EXL

Please refer to pages 188-190 for Connectivity Table

Please check with your local Excel Sales Office or distributor for in country product availability

## Excel Power Distribution Units – IEC 60320 C14 (Plug) - BS1363 UK (Socket)

The Excel range of power distribution units are designed for installation and use within 19" networking racks and enclosures. Each unit comprises a high quality aluminium extruded housing into which are loaded up to 12 sockets. In this particular range each socket is UK style, manufactured in accordance with the BS1363 standard, the 3 metre input lead is terminated with a 10 Amp rated IEC 60320 C14 plug.

The range of available units includes 19" horizontally mounted, and higher density vertical mounted options, each unit contains an LED indicator to confirm power to the unit. The PDUs also benefit from having a master power switch.



### Features

- UK BS1363 style sockets
- High quality, light weight aluminium housing
- LED indicated unit power
- Up to 12 sockets per unit
- Choose from vertical and horizontal mounting options
- 250 volt AC, 50/60Hz Rating
- CE compliant, ROHS complaint
- External earth facility
- 3 metre input lead terminated with 10 Amp IEC 60320 C14 plug



Description	Part Number
6 Way UK Sockets - C14 Plug - Horizontal	555-250
8 Way UK Sockets - C14 Plug - Vertical	555-251
10 Way UK Sockets - C14 Plug - Vertical	555-252
12 Way UK Sockets - C14 Plug - Vertical	555-253



Please refer to pages 188-190 for Connectivity Table

## Excel Power Distribution Units – EN 60309 Style (Plug) - IEC 60320 C13 and C19 (Socket)



The Excel range of power distribution units are designed for installation and use within 19" networking racks and enclosures. Each unit comprises a high quality aluminium extruded housing into which are loaded up to 24 sockets. In this particular range various numbers of C13 sockets are fitted along with 4 quantity C19 sockets. Half of the quantity of C13 sockets are then followed with 2 quantity C19 sockets. The 3 metre input lead is terminated with a 32 Amp rated IEC 60309 2P+E plug.

The range of units are higher density vertical mounted with each unit fitted with a 32A master air circuit breaker and LED indicator to confirm power to the unit.

### Features

- C13 & C19 style sockets
- High quality, light weight aluminium housing
- LED indicated unit power
- Up to 24 sockets per unit
- Vertical mounting
- 250 volt AC, 50/60Hz rating
- CE compliant, ROHS complaint
- External earth facility
- 3 metre input lead terminated with 32 Amp IEC 60309 plug
- 32A Master air circuit breaker and indicator



Description	Part Number
16 Way (12 C13 + 4 C19) - 32A IEC 60309 Plug - Vertical	555-230
20 Way (16 C13 + 4 C19) - 32A IEC 60309 Plug - Vertical	555-231
24 Way (20 C13 + 4 C19) - 32A IEC 60309 Plug - Vertical	555-232
16 Way (12 C13 + 4 C19) - 32A IEC 60309 Plug + Ammeter - Vertical	555-230-AMMETER
20 Way (16 C13 + 4 C19) - 32A IEC 60309 Plug + Ammeter - Vertical	555-231-AMMETER
24 Way (20 C13 + 4 C19) - 32A IEC 60309 Plug + Ammeter - Vertical	555-232-AMMETER

Please refer to pages 188-190 for Connectivity Table



## Excel Power Distribution Units – IEC 60320 C14 (Plug) - IEC 60320 C13 (Socket)

The Excel range of power distribution units are designed for installation and use within 19" networking racks and enclosures. Each unit comprises a high quality aluminium extruded housing into which are loaded up to 12 sockets. In this particular range each socket is C13 style, manufactured in accordance with the IEC 60320 standard, the 3 metre input lead is terminated with a IEC 60320 C14 plug.

The range of available units includes 19" horizontally mounted, and higher density vertical mounted options, each unit contains an LED indicator to confirm power to the unit. The 10 Amp PDUs also benefit from having a master power switch.



### Features

- IEC 60320 C13 style sockets
- High quality, light weight aluminium housing
- LED indicated unit power
- Up to 12 sockets per unit
- Choose from vertical and horizontal mounting options
- 250 volt AC, 50/60Hz Rating
- CE compliant, ROHS complaint
- External earth facility
- 3 metre input lead terminated with IEC 60320 C14 plug



Description	Part Number
6 Way C13 Sockets - C14 Plug - Horizontal	555-240
8 Way C13 Sockets - C14 Plug - Vertical	555-241
10 Way C13 Sockets - C14 Plug - Vertical	555-242
12 Way C13 Sockets - C14 Plug - Vertical	555-243



Please refer to pages 188-190 for Connectivity Table

Please check with your local Excel Sales Office or distributor for in country product availability

## Excel Power Distribution Units – IEC 60320 C20 (Plug) - IEC 60320 C19 (Socket)



The Excel range of power distribution units are designed for installation and use within 19" networking racks and enclosures. Each unit comprises a high quality aluminium extruded housing into which are loaded up to 12 sockets. In this particular range each socket is C19 style, manufactured in accordance with the IEC 60320 standard, the 3 metre input lead is terminated with a IEC 60320 C20 plug.

The range of available units includes 19" horizontally mounted, and higher density vertical mounted options, each unit contains an LED indicator to confirm power to the unit. The 16 Amp PDUs also benefit from having a master power switch.

### Features

- IEC 60320 C19 style sockets
- High quality, light weight aluminium housing
- LED indicated unit power
- Up to 12 sockets per unit
- Choose from vertical and horizontal mounting options
- 250 volt AC, 50/60Hz Rating
- CE compliant, ROHS complaint
- External earth facility
- 3 metre input lead terminated with IEC 60320 C20 plug



Description	Part Number
6 Way C19 Sockets - C20 Plug - Horizontal	555-245
8 Way C19 Sockets - C20 Plug - Vertical	555-246
10 Way C19 Sockets - C20 Plug - Vertical	555-247
12 Way C19 Sockets - C20 Plug - Vertical	555-248

Please refer to pages 188-190 for Connectivity Table

Please check with your local Excel Sales Office or distributor for in country product availability

## Excel Power Distribution Units – Schuko Style

The Excel range of power distribution units are designed for installation and use within 19" networking racks and enclosures. Each unit comprises a high quality aluminium extruded housing into which are loaded up to 12 sockets. In this particular range each socket is 'Schuko' style, manufactured in accordance with the DIN49441 standard, the 2 metre input lead is terminated with a 16AMP rated 2 time circular pin DIN49441 plug top.

The range of available units includes 19" horizontally mounted, higher density vertical mounted options, and a choice of styles with and without switches to control input power to the unit itself. The unswitched versions have a LED indicator to confirm power to the unit, in the switched versions the switch itself acts as the LED indicator.

### Features

- High quality aluminium housing
- Switched and unswitched options
- LED indicator
- Up to 12 sockets per unit
- Choose from vertical and horizontal mounting options
- 2 metre input lead terminated with 2 pin DIN49441 plug
- 250 volt AC, 50/60Hz Rating
- CE safety compliant, RoHS complaint
- Choose from switched and unswitched options

### Switched Units

Description	Part Number
5 Way horizontal mounting	555-071
6 Way, horizontal mounting	555-072
8 Way, vertical mounting	555-073


### Unswitched Units

Description	Part Number
6 Way, horizontal mounting	555-082
8 Way, vertical mounting	555-083
9 Way, vertical mounting	555-084
12 Way, vertical mounting	555-086

Suitable for use in Germany, Austria, Finland, Luxembourg, Netherlands, Norway, Portugal, Sweden and Spain. May also be used in France and Belgium.



Photographs represent style only









Please refer to pages 188-190 for Connectivity Table

## Excel Modular PDU Range

The Excel range of modular PDU's introduce flexibility and design options to suit your power requirements. A range of socket modules are available which snap into the housing quickly, easily and securely without the need for tooling.

**First choose the empty housing hardware:**







Part Number	No. of Modules Housed	Input Connectivity	Output Connectivity	Voltage	Current Rating (Amps)
555-050	6		Optional	250V	32A
555-051	6		Optional	250V	16A
555-052	6		Optional	250V	13A
555-053	5		Optional	250V	32A
555-054	5		Optional	250V	16A
555-055	5		Optional	250V	13A

**Then pick your choice of power modules to go into your chosen housing.**

You can mix and match socket styles to suit your requirements and be safe in the knowledge that you can change them at a future date with the 'snap in' connectivity.

The Excel power modules may be added or removed safely without turning the power off. Installations of modular housing with empty positions is safe and makes provision for future power requirements without having to commit to the socket connectivity.

See below for the list of modules available.

Part Number	No. of Sockets	Feature	Output Connectivity	Voltage	Total Current Rating (Amps)
555-060	3	Fused		250V	16A
555-061	5	Fused		250V	10A
555-062	4	Fused		250V	16A
555-063	4	Fused		250V	10A
555-064	4	Fused		250V	16A
555-065	4	Fused		250V	16A

## Excel Modular Power Distribution Units

The Excel range of modular power distribution strips introduces flexibility and design options which until now have not been available in products of this type. Core to the product range is a U shaped housing, manufactured from high quality, lightweight aluminium which is terminated with a 2 metre mains connection lead, with commando style and standard 3 pin plug options.

A range of socket modules are available which snap into this housing quickly, easily, and securely without the need for tooling.

The range of modules available enable users to mix and match socket styles to suit initial – and more importantly – changing connectivity or socket density requirements.

To add to the flexibility of product choice and configuration, modules can be 'hot swapped' at any time after initial installation. Simply detach devices connected to the module which needs to be swapped, remove the original module and snap in the replacement. All other modules remain fully operational, reducing installation time, equipment down time, and extending the useable lifetime of the power strip unit itself.



### Features

- Unrivalled flexibility
- Choice of socket style and density
- Mix and match socket styles to suit installed product
- Each socket module is fused and has power light indicator
- Extends useable life of power distribution units
- Hot swap modules minimise network down time
- High quality aluminium housing

### Mounting Hardware - Empty Housing

Description	Part Number
Excel Modular PDU 6 way unloaded housing, 32AMP BS4343	555-050
Excel Modular PDU 6 way unloaded housing 16AMP BS4343	555-051
Excel Modular PDU 6 way unloaded housing 13AMP BS1363	555-052
Excel Modular PDU 5 way unloaded housing 32AMP BS4343	555-053
Excel Modular PDU 5 way unloaded housing 16AMP BS4343	555-054
Excel Modular PDU 5 way unloaded housing 13AMP BS1363	555-055

### Mounting Hardware - Modules

Description	Part Number
Excel Modular PDU – 3 x BS1363 sockets	555-060
Excel Modular PDU – 5 x IEC320 C13 10AMP sockets	555-061
Excel Modular PDU – 4 x IEC320 C19 16AMP sockets	555-062
Excel Modular PDU – 4 x GB2099.3 universal sockets	555-063
Excel Modular PDU – 4 x NF C61-314 sockets*	555-064
Excel Modular PDU – 4 x DIN49440 Schuko Sockets**	555-065

\* Suitable for use in France and Belgium

\*\* Suitable for use in Germany, Austria, Finland, Luxembourg, Netherlands, Norway, Portugal, Spain and Sweden. May also be used in France and Belgium



● Snap in module design  
IEC320 C13 10AMP sockets  
shown



● BS1363 sockets



● IEC320 C19 16AMP sockets






















● GB2099.3 universal sockets



● DIN49440 Schuko sockets\*\*

## Excel Intelligent PDUs

Part Number	Version	Mounting Orientation	Input Connectivity	Number of Sockets				Total Current Rating
				 C13	 C19	 UK	 SCHUKO	
555-1V-Com16-INT1-12C13-4C19-3	Monitored	Vertical		12	4			16A
555-1V-Com32-INT1-16C13-4C19-3	Monitored	Vertical		16	4			32A
555-1V-Com16-INT1-20C13-4C19-3	Monitored	Vertical		20	4			32A
555-1V-Com16-INT1-16UKL-XXX-3	Monitored	Vertical				16		16A
555-1V-Com32-INT1-20UKL-XXX-3	Monitored	Vertical				20		32A
555-1V-Com32-INT1-24UKL-XXX-3	Monitored	Vertical				24		32A
555-1V-Com16-INT1-16SCH-XXX-3	Monitored	Vertical					16	16A
555-1V-Com32-INT1-20SCH-XXX-3	Monitored	Vertical					20	32A
555-1V-Com32-INT1-24SCH-XXX-3	Monitored	Vertical					24	32A
555-1H-Com16-INT3-8C13-4C19-3	Managed	Horizontal		8	4			16A
555-1V-Com16-INT3-12C13-4C19-3	Managed	Vertical		12	4			16A
555-1V-Com32-INT3-16C13-4C19-3	Managed	Vertical		16	4			32A
555-1V-Com32-INT3-20C13-4C19-3	Managed	Vertical		20	4			32A
555-1V-Com16-INT3-16UKL-XXX-3	Managed	Vertical				16		16A
555-1V-Com32-INT3-20UKL-XXX-3	Managed	Vertical				20		32A
555-1V-Com32-INT3-24UKL-XXX-3	Managed	Vertical				24		32A
555-1V-Com16-INT3-16SCH-XXX-3	Managed	Vertical					16	16A
555-1V-Com32-INT3-20SCH-XXX-3	Managed	Vertical					20	32A
555-1V-Com32-INT3-24SCH-XXX-3	Managed	Vertical					24	32A

## Excel Intelligent PDU Family

The Excel Intelligent PDU Family offers a high specification portfolio of power distribution units that are designed to suit any environment, where monitoring or managing of information is required. Excel is able to offer a PDU with up to 48 sockets with any combination of socket type including UK, Schuko, C13, C19 etc.

We design and build everything in the UK, and have developed a wide range of products that cover the whole scale from overall monitored products to individual socket monitoring and individual socket switching.

With a turnaround of approx 10-14 days from order to manufacture and delivery, the Excel Intelligent PDU range provides total flexibility to allow you to build a solution that fits your individual requirement. From our experience there isn't an Intelligent PDU of one size fits all so we provide you with a simple build configuration to get exactly what you need.

Our range of products has been developed so they can work as individual masters or run as a master and slave system. We can have one master with up to 31 slaves, all from one IP address, reducing the requirement for multiple IP addresses. The Excel Intelligent PDU range also comes with free software making it a highly competitive solution allowing the user to monitor and report on up to 50 IP addresses with the software. In theory it is possible to have up to 1600 PDU's each with up to 48 outlets per PDU, all from one free software licence.

The Excel Intelligent PDU range provides billing quality accuracy to better than 1%, allowing the unit to be used in co-location centres for the monitoring and charging of power used.

Our system is designed for use in both single and 3 phase systems and to that end is designed with one monitoring board, but with a meter board at the beginning where the input power flows through, allowing them to sample the power 4000 times per second. This enables the units to measure the power at every point on the sine wave providing a very accurate result.

Most Intelligent PDUs available only sample between 200 and 250 volts, so results are not as accurate, particularly with RMS voltages.

The meter board allows the unit to economically meter a 3 phase system, as it uses 3 meter boards, one per phase.

If required the PDU can be split into 3 separate sections (for use in co-location facilities) and group the results for 3 separate users on the same power strip. Other possibilities are to measure both A and B feeds through one monitoring system.



**NEW**  
**excel**

## Excel Intelligent PDU Family

The Excel Intelligent PDU range is a highly flexible solution. All versions have a built-in Environmental centre which covers a series of functions. As standard the units have a local display this can be supplemented by an additional remote display that can be mounted on the front of a rack for easy reading.

### Excel INT1

Includes the necessary network and environmental ports plus a local RGB display. The information provided is as follows:

Local display via the RGB shows per phase:

- Kilowatts
- Voltage
- Overall amps (current)
- Cumulative Kw/hours
- True Power Factor

Overall PMS Unit shows per phase remotely:

- Kilowatts
- Frequency
- kWA
- Voltage
- Overall amps (current)
- Cumulative Kw/hours
- BTU,s
- K/Joules
- Kg CO2
- True Power Factor

The unit can also provide the following optional environmental and security capabilities:

- 8 x temperature sensors (daisy chained through a single port)
- 1 x temperature and humidity sensor port
- 1 x door lock port
- 1 x key pad port
- 1 x door sensor port
- 1 x close contact port to allow connection of 3 devices
- Remote display port

### Excel INT2

As above plus monitoring at socket level.

- Amps
- kWh
- VA
- Watts

### Excel INT3

Includes both individual socket monitoring and individual socket switching

As INT2 with the following additional features:

Per socket shows remotely:

- Amps (current)
- Cumulative Kw/hours
- Per socket switching

### Measurement Accuracy

The Meter board measures the complete AC waveform 4000 times a second to provide a class II billing quality measurement of RMS Volts, RMS Amps, Kilowatts, Power Factor, Frequency, and Internal PDU Temperature.

Additional measurements of Peak Volts, Peak Amps, and kVA are also available. These values are used to calculate kWh, BTU's, Kilograms of Co2, Kilojoules, and Energy Cost.





## Excel Intelligent PDU Family

### Building your Excel Intelligent PDU

Please follow these basic steps to build your Excel Intelligent PDU

#### Management Level

Choose from:

- INT1 - Local and remote overall powering
- INT2 - Local and remote overall and per socket monitoring
- INT3 - Local and remote overall and per socket monitoring and switching

#### Phase & Orientation

- 1V = Single Phase Vertical
- 3V = 3 Phase Vertical
- 1H = Single Phase Horizontal
- 3H = 3 Phase Horizontal

#### Input & Power

- C14 = 10A
- C20 = 16A
- UK = 13A
- SCH = 16A
- Com16 = 16A Commando
- Com32 = 32A Commando
- X = Open Ended (i.e. no connector fitted, suitable for hard wiring)

#### Outlets - Quantity & Type

- UKL = UK 13A Left
- UKR = UK 13A Right
- SCH = Schuko
- C13 = 10A
- C19 = 16A
- Total number of sockets per PDU needs to be in multiples of 4 (these can be mixed i.e. 10 x C13 and 2 x C19 units)

#### Additional Outlet Options

- 2nd, 3rd or 4th outlet selection

#### Lead Length

- Add the length of lead required
- Add 'T' if required at the top of the unit and 'B' if at the bottom

NB. The standard length is 3 metres

## Excel Intelligent PDU Family

### Communications Protocol's

The Excel Intelligent PDU has embedded HTML web pages, which can be viewed as either HTTP or the more secure HTTPS. The web pages allow a user to Monitor and control the power usage of a PDU, as well as providing the interface to set up the PDU and commission it for use.

The PDU can also communicate via SNMP V1, 2, and 3, enabling the user to integrate the PDU's with their own software choice using a MIB file.

### RGB Display

As standard the PDU comes with a built in RGB Display, the display shows IP Address, kWh, and Volts, Amps, power factor and kilowatts per phase.

In the event of an alarm condition the display changes colour and flashes giving a visual representation of a problem.

An optional remote display can be fitted to the rack door or in a prominent position where the inbuilt display may be obscured at the rear of a rack.

### Socket Types



Schuko



3 Pin - BS1363



BS1363  
& C13 - IEC60320



C13 - IEC60320



C19 - IEC60320



## Excel Desktop Power Distribution Units



**NEW**  
excel

Excel Desktop Power Distribution Units offer a convenient addition to the work place.

Available with either UK or Schuko power sockets and options for 6c apertures to accept data outlets and USB power.

They are supplied in a stylish anodised aluminium outer casing and they are easily fitted to the desktop with the supplied clamps.

The Excel Desktop PDUs eliminate the need to "scramble" under the desk to connect up laptop and other power supplies.

With the option of the 6c Apertures and the USB power points it increases the flexibility of any work area for the resident or casual occupant.

The USB outlets supply up to 2.1 Amps permitting phones and tablets to be charged.

An illuminated master power switch is fitted to each PDU.

The power leads are supplied separately to ensure that the correct length is selected.

### Features

- Desktop Mounting
- UK or Schuko Power Sockets
- USB Power Option
- Removable Power Cord
- Optional 6c Apertures
- Illuminated Master Power Switch

## Desktop Power Distribution Units

Description	Part Number
Excel Desk Power 2 x UK Fused Sockets	555-270
Excel Desk Power 2 x UK 2 x 6C Aperture	555-271
Excel Desk Power 2 x UK 4 x 6C Aperture	555-272
Excel Desk Power 4 x UK 2 x 6C Aperture	555-273
Excel Desk Power 4 x UK 4 x 6C Aperture	555-274
Excel Desk Power 2 x UK 2 x USB Power: 4 x 6C Aperture	555-275
Excel Desk Power 4 x UK 2 x USB Power: 4 x 6C Aperture	555-276
Excel Desk Power - UK Lead 2M	555-277
Excel Desk Power - UK Lead 3M	555-278
Excel Desk Power - UK Lead 5M	555-279
Excel Desk Power - 2 x Schuko Sockets	555-280
Excel Desk Power - 2 x Schuko 2 x 6C Aperture	555-281
Excel Desk Power - 2 x Schuko 4 x 6C Aperture	555-282
Excel Desk Power - 4 x Schuko 2 x 6C Aperture	555-283
Excel Desk Power - 4 x Schuko 4 x 6C Aperture	555-284
Excel Desk Power - 2 x Schuko 2 x USB Power 4 x 6C Aperture	555-285
Excel Desk Power - 4 x Schuko 2 x USB Power 4 x 6C Aperture	555-286
Excel Desk Power - Schuko Lead 2M	555-287
Excel Desk Power - Schuko Lead 3M	555-288
Excel Desk Power - Schuko Lead 5M	555-289



# Excel Voice Cabling Systems

Excel Internal Grade Low Smoke and Fume Cable – CW1308	211
Excel Internal/External Grade Low Smoke Zero Halogen Cable – CW1308B	212
Excel External Grade Cable – CW1128	212
Excel Jumper Wire – CW1423	213
Flat Modular Wiring Cable	213
Excel BT Plug/RJ11 Plug	213
Jelly Crimps	214
Excel Line Jack Units – 2 Series	214
Excel Line Jack Units – 3 Series	214
Excel Line Jack Units – 4 Series	215
Excel In Line Connection Boxes	215
Excel RJ45 – LJU Telephone Adaptors	216
Excel RJ45 – LJU Switchable Telephone Adaptor	216
Excel Connection Boxes – 200 Series	217
Excel Connection Boxes – 250 Series	217
Excel Connection Boxes – 300 Series	218
Excel Connection Boxes – 500 Series	218
Excel Distribution Frame – 111B	219
Excel Distribution Frame – 108a/City 80	219
Excel Sub Rack Termination Strip Carrier	220
Excel Terminal Strips	220
Excel Voice Panel – RJ45 Presentation	221



## Excel Internal Grade Low Smoke and Fume Cable – CW1308

The following range of multipair internal telephone cables are manufactured in accordance with BT type CW1308. These Cores are twisted into pairs and the required number of pairs are then laid up in either layers for cables containing up to and including 25 pairs, or in units for items of 32 pairs and above, the pairs are colour coded for ease of identification. An earth conductor of 1.38mm plain copper is included where shown.



### Features

- Choice of reel sizes
- Low smoke and fume as standard
- Cut to length service above 20 Pair
- For colour and reel size availability please contact our Sales Office
- 0.5mm conductor size
- 25 Year System Warranty Available

Description	Part Number
2 Pair CW1308	TC002P
3 Pair CW1308	TC003P
4 Pair CW1308	TC004P
6 Pair CW1308	TC006P
10 Pair CW1308	TC010P
10 Pair + Earth CW1308	TC010PE
20 Pair CW1308	TC020P
20 Pair + Earth CW1308	TC020PE
25 Pair CW1308	TC025P
25 Pair + Earth CW1308	TC025PE
32 Pair + Earth CW1308	TC032PE
40 Pair + Earth CW1308	TC040PE
50 Pair + Earth CW1308	TC050PE
100 Pair + Earth CW1308	TC100PE
160 Pair + Earth CW1308	TC160PE
200 Pair + Earth CW1308	TC200PE

NB: For pair counts not shown, please contact our Sales Office or your nearest Excel distributor



Cut to length  
service above 20 Pair



Please contact our Sales Office or your nearest Excel distributor

## Excel Internal/External Grade Low Smoke Zero Halogen Cable – CW1308B



The following range of Multipair Telephone Cables are constructed in a similar way to Standard CW1308 but are suitable for Internal and External use due to a UV resistant jacket. The Cables specification is further enhanced by the use of Low Smoke Zero Halogen (LSOH) Outer Sheath.

### Features

- Internal/External grade
- Save installation time and cost
- Black LSOH outer sheath
- Integral 1/1.38mm earth conductor
- 0.5mm conductor size
- 25 Year System Warranty Available

Description	Part Number
10 Pair + Earth CW1308B	TC010PE-INEX
20 Pair + Earth CW1308B	TC020PE-INEX
25 Pair + Earth CW1308B	TC025PE-INEX
50 Pair + Earth CW1308B	TC050PE-INEX
100 Pair + Earth CW1308B	TC100PE-INEX
200 Pair + Earth CW1308B	TC200PE-INEX

## Excel External Grade Cable – CW1128



The following range of cables are made up from conductors of solid plain copper insulated with cellular (foamed) polyethylene. These conductors are twisted into pairs and the required number of pairs are laid up into units which are identified by coloured tapes. The cables are petroleum jelly filled and sheathed in black polyethylene, and are manufactured in accordance with BT type CW 1128.

### Features

- UV and moisture resistant
- Choice of conductor size
- 25 Year System Warranty Available

Description	Part Number
5 Pair 1/0.50mm CW1128	TCJF5005PB
10 Pair 1/0.50mm CW1128	TCJF5010PB
20 Pair 1/0.50mm CW1128	TCJF5020PB
50 Pair 1/0.50mm CW1128	TCJF5050PB
100 Pair 1/0.50mm CW1128	TCJF5100PB



## Excel Jumper Wire – CW1423

CW1423 Jumper Wire is a Single Pair cable and is Insulated with an Irradiated Outer Sheath for use on Distribution Frames.

### Features

- CW1423 - Blue/Yellow
- Supplied on 500 Metre reels
- 0.5mm conductor size

Description	Part Number
CW1423 Jumper Wire Blue/Yellow	550-030




## Flat Modular Wiring Cable

This range of multicore flexible cables have conductors laid side by side and are ideal for use as patch leads, for low speed data or voice applications. The conductors are stranded 26 AWG (7/.16mm) PVC insulated, with a silver satin PVC outer sheath.

### Features

- Colour coded cores

Description	Part Number
4 Core Flat MOD Wiring Cable x 1m	MOD4F
6 Core Flat MOD Wiring Cable x 1m	MOD6F
8 Core Flat MOD Wiring Cable x 1m	MOD8F



## Excel BT Plug/RJ11 Plug

Ideal for modem and telecom applications, these plugs allow CW1308 and MOD cable to be terminated and used with BT style telephone sockets, or US socket modems.

Description	Part Number
Telecom Plugs - Pack of 10	631A
COMM Grade RJ11 Plug (Flat Stranded UTP) Beige (6 Pin)	23-0002



631A



23-0002

## Jelly Crimps



Description	Part Number
Jelly Crimps - 2 Wire - Gel Filled Connector (Box 500pcs)	8A-1

## Excel Line Jack Units – 2 Series



Single Outlet Flush Mounted Line Jack Units. Supplied complete with fixings but without a back box.

### Features

- Choice of PSTN, PABX, Secondary
- Supplied with Back Box
- Single Gang
- Dimensions 68 x 68 x 29mm (with Back Box).
- Right Hand Latch

Description	Part Number
PSTN Surface Mount LJU, Type 2/1A	550-250
PABX Surface Mount LJU, Type 2/2A	550-251
Secondary Surface Mount LJU, Type 2/3A	550-252

## Excel Line Jack Units – 3 Series



Single Outlet Surface Mounted Line Jack Units. Supplied complete with Back Box and Fittings.

### Features

- Choice of PSTN, PABX, Secondary
- Fits Standard Single Gang Patress Box
- Dimensions 86 x 86 x 8mm
- Right Hand Latch

Description	Part Number
PSTN Flush Mount LJU, Type 3/1A	550-253
PABX Flush Mount LJU, Type 3/2A	550-254
Secondary Flush Mount LJU, Type 3/3A	550-255
21mm Back Box to Suit Above	LB3

## Excel Line Jack Units – 4 Series

Twin Outlet Flush Mounted Line Jack Units. Supplied complete with fixings but without a back box.

### Features

- Choice of PSTN, PABX, Secondary
- Fits Standard Single Gang Patress Box
- Dimensions 86 x 86 x 8mm
- Right Hand Latch



Description	Part Number
PSTN Flush Mount Twin LJU, Type 4/1A	550-256
PABX Flush Mount Twin LJU, Type 4/2A	550-257
Secondary Flush Mount Twin LJU, Type 4/3A	550-258
21mm Back Box to Suit Above	LB3

## Excel In Line Connection Boxes

In Line Connection Boxes are used for connecting telephone extensions and for joining together different cable types. 550-267 up to 3 pairs, 550-266 up to 4 pairs, each mount via 2 fixing screws.

### Features

- Dimensions 56 x 41 x 23mm (550-267/550-266)
- White Finish
- Quick and Easy to Install



Description	Part Number
3 Pair In Line Connection Box, Type 77A	550-267
4 Pair In Line Connection Box, Type 78A	550-266

## Excel RJ45 – LJU Telephone Adaptors



Excel Tailed Voice Adaptors convert RJ45 sockets to LJU presentation to allow telephones and modems to be connected to structured cabling systems.

### Features

- Matt white finish
- Choice of Secondary, PSTN, PABX, ISDN
- 6" Cable tail
- Individually bagged
- High density design

Description	Part Number
6" Tailed RJ45 plug – LJU Socket, Secondary Adaptor	100-624
6" Tailed RJ45 plug – LJU Socket, PSTN Mastered Adaptor	100-626
6" Tailed RJ45 plug – LJU Socket, PABX Mastered Adaptor	100-628

## Excel RJ45 – LJU Switchable Telephone Adaptor



Excel tailed connect telephone adaptors with the added feature of the facility to switch the adaptor to either secondary or PABX, making each unit suitable for use with both analogue and digital telephone systems. These items are ideal for installations where the type of PABX is not known prior to arriving on site or for installations where a variation of handsets are employed.

### Features

- Time saving switchable design
- Individually bagged


Description	Part Number
Tailed Switched RJ45 Plug – LJU Socket	100-646

## Excel Connection Boxes – 200 Series

The Excel 200 Series accepts standard 237A IDC Connection Strips. Full wire management features are built into the base and the cover provides ample knockouts for cable entry.

### Features

- 20/30 Pair Capacity Using Standard Terminal Strips
- Cable Tie Fixings
- Suits all Terminal Strips
- Dimension - 160(W) x 145(D) x 55(H)
- Supports Protector Strip 51A



Description	Part Number
Excel 2 Way Connection Box	550-260
Excel 2 Way Connection Box Loaded with 2 x 10 Pair Terminal Strips	550-261
Excel 3 Way Connection Box	550-262
Excel 3 Way Connection Box Loaded with 3 x 10 Pair Terminal Strips	550-263

## Excel Connection Boxes – 250 Series

A Plastic Enclosure fitted with 5 Way Backmount Frame to allow the installation of up to 5 Terminal Strips. The cover is secured by large head quick release screws.

### Features

- Suits All Terminal Strips
- Internal Clearance 70mm
- Dimensions 210 x 160 x 90mm
- Supplied with 4 Jumper Rings
- Supplied with Earth Post



Description	Part Number
5 Way Connection Box, Type 251A	550-264
Jumper Ring, Type 37B	550-400

## Excel Connection Boxes – 300 Series



A Plastic Enclosure fitted with 10 Way Backmount Frame to allow the installation of up to 10 Terminal Strips. The cover is secured by large head quick release screws. Jumper Rings can be added to provide Cable Management.

### Features

- Suits all Terminal Strips
- Internal Clearance 90mm
- Dimensions 320 x 210 x 120mm
- Supplied with Earth Post

Description	Part Number
10 Way Connection Box, Type 301A	550-265
Jumper Ring, Type 37B	550-400

## Excel Connection Boxes – 500 Series



The Excel Series of Connection Boxes offer increased pair capacity while maintaining an industry standard footprint. The stainless steel backmount frame verticals support 237 Style strips giving a normal capacity of 340, 690, 1020 and 1600 pairs depending on the model. The Excel Connection Box Range allows an extra 5 way backmount to be fitted under the standard verticals increasing the capacities to a roomy 390, 780 or 1170 pairs. The door opens through a 180° for a ease of access, it can be removed entirely using quick release hinges and is easily reversed for left-right opening applications.

### Features

- Industry Standard Footprint
- Extra Backmounts Increase Capacity
- Jumper Rings for Tidy Cable Management

Description	Dimensions (WxHxD)mm	Part Number
Excel Box Connection 510 (340 Pairs)	300 x 1100 x 140	550-270
Excel Box Connection 520 (690 Pairs)	500 x 1100 x 140	550-272
Excel Box Connection 530 (1020 Pairs)	750 x 1100 x 140	550-274

## Excel Distribution Frame – 111B

The Modular construction of the 111B means that any size of installation can be equipped using a standard building block. The 111B is compatible with older style frames e.g. 105, 108 to allow extension of existing installations. Single verticals can be joined side by side for wall mounting or back to back to form a free standing system. If height reduction is required, the legs can be removed and the 111B mounted directly on the floor giving an overall height of just 1850mm.

### Features

- British Telecom Approved
- Single Vertical
- Modular Growth
- Light Weight
- Easily Transportable
- Wall Mounting or Free Standing
- 690 Pair Capacity



Description	Dimensions (WxHxD)mm	Part Number
69 Way Distribution Frame	280 x 1850 x 150 (H=2101mm with legs)	111B

## Excel Distribution Frame – 108a/City 80

Supplied as a dual distribution frame as standard the 108a frame has the capacity for up to 1380 pairs when using 10 pair termination strips. The City 80 is an extended version and offers up to 1600 pair capacity. The flexible design allows for mounting frames on the floor with or without the supplied legs – on the wall, or back to back.

### Features

- Dual Vertical
- Light Weight
- Wall Mounting or Free Standing
- Up to 1600 Pair Capacity



Description	Dimensions (WxHxD)mm	Part Number
Excel 108a Dual Distribution Frame (1380 Pairs)	560 x 2004 x 150	550-278
Excel City 80 Distribution Frame (1600 pairs)	570 x 2250 x 150	550-276

## Excel Sub Rack Termination Strip Carrier



The Sub Rack Strip Carrier is used to mount Terminal Strips in 19" Cabinets. Two styles are available for the 3u, the recessed version positions the terminal strips inside the 19" Cabinet profile, the flat version aligns the strips with the cabinets profiles.

### Features

- 3u Version, 150 Pair Capacity
- 4u Version, 180 Pair Capacity
- Flat or Recessed 3u Version
- Suits All Terminal Strips

Description	Part Number
3u Sub 3u Sub Rack Flat	3USRF
3u Sub Rack Recessed	3USRR
4u Sub Rack Recessed	4USRR

## Excel Terminal Strips



Terminal Strips are used to join Multipair Telecom and Data Cables. They can be mounted in either 19" Sub Racks, in various sized Box Connections or Frames. Designation Strips are used to identify individual connections or strips.

Description	Part Number
10 Pair Terminal Disconnection Strip, 237A style	550-240
Excel Designation Strip	550-241

Please check with your local Excel Sales Office or distributor for in country product availability





## Excel Voice Panel – RJ45 Presentation

The Excel voice panel is a 1U panel which provides a cost effective method of terminating and presenting multipair voice cables. Each panel has 25 or 50 RJ45 ports per 1U and an integral rear cable management tray. Each port is numbered and each can be wired with up to 3 pairs.

### Features

- Cost effective
- Integral rear cable management
- High density design
- Cage nut sets included
- Upto 3 pairs per RJ45 socket
- 25 Year System Warranty Available


Description	Part Number
1U 3 pair 60 Port RJ45 voice panel, Black	100-463
1U 3 pair 50 Port RJ45 voice panel, Black	100-464
1U 3 pair 25 Port RJ45 voice panel, Black	100-465



Please check with your local Excel Sales Office or distributor for in country product availability

## Excel Encyclopaedia

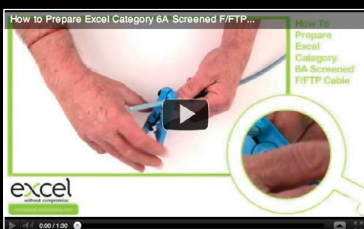
Download the Excel Encyclopaedia from [www.excel-networking.com](http://www.excel-networking.com) - full of educational information and details on the Excel Networking Solution.



excel

## Excel How To Videos

Visit [www.excel-networking.com](http://www.excel-networking.com) and click of videos to view a complete series of Excel How To videos that demonstrate the best way to install Excel Copper and Fibre.



# Excel Accessories

RJ45 Connectors	225
RJ45 Strain Relief Boots	225
Category 5e RJ45 Inline Connector	225
Excel Category 6A RJ45 Plugs	226
Excel Keystone Termination Holder	227
Excel Back Boxes	227
Braided Sleeving	227
CableLay Basket Matting	228
CableLay Floor Matting	228
CableLay Cable Tapes	228
Excel Grid Outlet Position (GOP) Box Plus	229
Excel Consolidation Point Box	231
Excel Flexible Conduit	232
Excel Flexible Conduit - Contractor Pack	232
Excel Flexible Conduit - Pre-assembled	233
Excel Floor Boxes - Three and Four Compartment	234
Excel Floor Box Accessories (Mains Outlets)	234
Excel Floor Box Accessories (Mounting Plates)	235
Excel Mini Trunking	237
Excel Self-Adhesive Mini Trunking	237
Excel Mini Trunking Fittings - Angles	238
Excel Mini Trunking Fittings – Tees, Couplers & Caps	239
Excel Maxi Trunking	239
Excel Maxi Trunking Fittings – Angles	240
Excel Maxi Trunking Fittings – Tees, Couplers and End Caps	240
Excel Cable Management Bars	241
Excel Blanking Plates and Letterbox Panels	241
Brush Strip Panel	242
Cables Ties	242
Hook and Loop Cable Ties	243
Fixtures & Fittings	243
Cable Cutters	244
Peg Style Jacket Stripper	244
Side Cutters	245
100 Pair Cutter	245
Heavy Duty Jacket Stripper with Swivel Blade	245
Peg Style Jacket Stripper	246
Adjustable Cable Strip Tool	246
Fibre Optic Connector Crimp Tool	247
Fibre Optic Primary Buffer Strippers	247
T28 and T36 Cable Tackers	247
Polishing Puck - Metal	248
Fibre Scribes	248
Polishing Plate	248
Kevlar Scissors	249
Splice Bridge and Protector	249
Disposal Bins	249
Cleaning Wipes	250
Epoxy Syringe and Needle	250
Lapping Film	251
Blanking Plugs	251
Isopropyl Alcohol (IPA)	251

The following section includes non Excel branded/manufactured accessories, and preparation products commonly required as part of the installation process for the cabling systems contained in this product guide.

Please check with your local Excel Sales Office or distributor for in country product availability

Miniature Cotton Buds	252
Miniature Cotton Buds - Split-tip	252
Alcohol Dispenser	252
Air Duster	252
Fibre Optic Warning Labels	253
Cleaning Wire	253
Cable Glands with Strain Relief	253
Self Adhesive Twist Clips	254
Cold Cure Adhesive and Primer	254
Termination (Starter) Kits	254
Excel Launch Box	254
Fujikura CT-30A High Precision Fibre Cleaver Holder	255
Fujikura 70S Kit	255
FiberInspector Mini Video Microscope	256
Simplifiber Pro Basic Fiber Verification Kit	256
Complete Fiber Verification Kit with FT500 FiberInspector Mini	256
Fiber Optic Cleaning Kit	256
Optical Fyberscope	257
OVF-1 – 'Pen-size' Visual Fault Locator	257
AMP Splice Enclosure FOSC 400	258
AMP Splice Enclosure FIST GCO	260
AMP FOSC In-Line Splice Closure for Outside Cabling	261
3M Hot Melt Connectors and Accessories	262
Oven Protector Tubes	263
Curing Oven	263
Excel Junction Splice Box	264
Excel Junction Splice Box - Steel IP65	264

## RJ45 Connectors

A wide range of AMP RJ45 connectors are available to suit both Unscreened and Screened twisted pair cables.


Description	Part Number
COMM Grade RJ11 Plug (Flat Stranded UTP) Beige	23-0002
RJ45 Category 5e Plug UTP Stranded	24-0015
RJ45 Category 5e Plug UTP Stranded (Pk 100)	24-0015-PK100
RJ45 Category 5e Plug UTP - Solid	24-0016
RJ45 Category 5e Plug UTP - Solid (Pk 100)	24-0016-PK100
RJ45 Category 5e Plug FTP - Stranded	24-0017
RJ45 Category 5e Plug FTP - Stranded (Pk 100)	24-0017-PK100
RJ45 Category 5e Plug FTP - Solid	24-0018
RJ45 Category 5e Plug FTP - Solid (Pk 100)	24-0018-PK100
RJ45 Category 6 Plug Solid (for use with 100-070 and 100-071)	24-0010



## RJ45 Strain Relief Boots

The use of strain relief boots prolongs the life of patch cords, various colours are available to assist in cable identification and segregation.

Description	Part Number
RJ45 Strain Relief Boot Black	24-0020
RJ45 Strain Relief Boot Dark Grey	24-0021
RJ45 Strain Relief Boot Red	24-0022
RJ45 Strain Relief Boot Green	24-0023
RJ45 Strain Relief Boot Blue	24-0024
RJ45 Strain Relief Boot Yellow	24-0025
RJ45 Strain Relief Boot Violet	24-0027
RJ45 Strain Relief Boot Light Grey	24-0028



## Category 5e RJ45 Inline Connector

The Category 5e through coupler is ideal for the extension of existing cabling installations, offering a straight through RJ45 to RJ45 connection whilst maintaining Category 5e performance.

### Features

- RJ45-RJ45 Socket
- Category 5e performance

Description	Part Number
Category 5e RJ45-RJ45 inline	23-0035



## Excel Category 6<sub>A</sub> RJ45 Plugs



The Excel Category 6<sub>A</sub> Solid Core Screened RJ-45 Plug is a high performing product used in the creation of Switch Links and Harness Leads. The plugs are specifically designed for use with Excel Category 6<sub>A</sub> Screened Cable (F/FTP and U/FTP versions). Using solid core cable for the creation of the Harness/Switch Links improves the overall channel performance by maintaining the consistency of cable construction. These plugs are the same as used to manufacture the Excel Category 6<sub>A</sub> Solid Core Screened Harness/Switch Link Leads. Additionally these RJ-45 plugs may be used in the manufacture of Consolidation Point cables.



### Features

- Category 6<sub>A</sub> Performance
- Compatible with U/FTP & F/FTP
- High Performance
- Switch Links
- Harness Links
- Consolidation Point Cables

Description	Part Number
Category 6 <sub>A</sub> Solid Core RJ45 Plug (Pack 25)	100-134
Category 6 <sub>A</sub> Solid Core RJ45 Plug (Pack 1026)	100-135
Category 6 <sub>A</sub> Crimp Tool Frame & Die Set Kit	100-136
Crimp Tool Frame & Die Set Kit	100-137
Die Set	100-138

## Excel Keystone Termination Holder

The Keystone Termination holder allows a Excel Keystone jack to be securely located whilst being terminated.



Description	Part Number
Keystone Termination Holder	100-186

## Excel Back Boxes

A range of single and double gang high quality Back Boxes.

### Features

- Choice of single or double gang
- Choice of Depth



Description	Part Number
Excel 1 Gang 27mm Deep Back Box	100-612
Excel 1 Gang 32mm Deep Back Box	100-614
Excel 1 Gang 37mm Deep Back Box	100-616
Excel 1 Gang 47mm Deep Back Box	100-618
Excel 2 Gang 27mm Deep Back Box	100-619
Excel 2 Gang 37mm Deep Back Box	100-620
Excel 1 Gang 32mm Deep Double Back Box	100-621
Excel 2 Gang 47mm Deep Back Box	100-622

## Braided Sleeving

Expandable braided sleeving is an ideal product for supporting cables and harness links. This can be used to help dress cables from cable tray to final position and ensure neat installations with cabinets.



Description	Part Number
Braided Sleeving Black - Expandable 40mm - 63mm 25mtr	180-208
Braided Sleeving Black - Expandable 10mm - 20mm, 100mtr	180-205

## CableLay Basket Matting



Cablelay is a Class 'O' fire rated, flexible, closed cell, elastomeric, nitrile rubber. It is a highly efficient method, ideal for the use of laying Category 6 structured cabling systems under raised floors or in traditional containment infrastructures such as cable tray or a basket equivalent. Cablelay is dust free, fibre free and CFC free with an ODP of zero which means an environmentally friendly product.

Description	Part Number
Cablelay Basket Matting 6mm x 150mm x 30M Class O	CL1150/30
Cablelay Basket Matting 6mm x 200mm x 30M Class O	CL1200/30
Cablelay Basket Matting 6mm x 300mm x 30M Class O	CL1300/30
Cablelay Basket Matting 6mm x 500mm x 30M Class O	CL1500/30
Cablelay Basket Matting 6mm x 200mm x 15M LSOH	CLS1200/15
Cablelay Basket Matting 6mm x 300mm x 15M LSOH	CLS1300/15
Cablelay Basket Matting 6mm x 500mm x 15M LSOH	CLS1500/15

## CableLay Floor Matting



Cablelay is a Class 'O' fire rated, flexible, closed cell, elastomeric, nitrile rubber or LSOH. It is a highly efficient method, ideal for the use of laying Category 6 structured cabling systems under raised floors or in traditional containment infrastructures such as cable tray or a basket equivalent. Cablelay is dust free, fibre free and CFC free with an ODP of zero which means an environmentally friendly product.

Description	Part Number
Cablelay Floor Matting 13mm x 300mm x 20M Class O	CL3300/20
Cablelay Floor Matting 13mm x 500mm x 20M Class O	CL3500/20

## CableLay Cable Tapes



This tape is used to join and secure cable matting on long runs

Description	Part Number
Cablelay Cable Tape 3mm x 50mm x 15M Class O	CTO5015



## Excel Grid Outlet Position (GOP) Box Plus

The Excel Grid Outlet Position (GOP) Box Plus has been developed from the successful original versions. This range is available in four versions from 2 Way to 6 Way. The 2 and 4 way are available with a 25mm flexible conduit fixing point. The 4 and 6 way are available with a 32mm flexible conduit fixing point. The range has been developed for fixing to the end of flexible conduit typically where outlets are presented in a grid layout with cable containment mounted within a raised floor system. The GOP Box then has a degree of flexibility to be positioned within the radius of the flexible conduit to suit the office layout. 25 mm and 32 mm 'L' Brackets are available to fix the other end of the flexible conduit to the floor slab. GOP Boxes are typically then attached to the underside of the desk, the flexible conduit passing through the floor tile via a grommet.

These Plus versions are enhanced with cable tie saddles adjacent to the conduit fixing point to accept either nylon or hook & loop ties. This permits the cable to be secured if required. Additionally the GOP box has a hole at each end of the upper case to accept self-tap screws for fixing to adaptor plates or bespoke brackets. Supplied with the GOP Boxes are black rubber blanks for the un-used 6c apertures. The 2 way is supplied with 1 blank, the 4 way is supplied with 2 blanks and the 6 way with 4 blanks. The blanks are also available separately.

The flexible conduit fixing hole is slotted to aid cable installation. As the flexible conduit hole is part of the jack mounting metal work it ensures easy termination of the outlet while maintaining the cable management. The base has two fixing holes for mounting where required. The two parts of the box are assembled with a single machine screw.

GOP Boxes and 'L' Brackets are sold in packs of 10 to reduce packaging waste. The flexible conduit is sold separately.






### Features

- 2, 4 and 6 Way Versions
- 25 and 32 mm Versions
- Cable tie anchor points
- 'L' Brackets available
- 6c aperture size
- Blanks included
- Accepts Category 5e, Category 6 or Category 6<sub>A</sub>
- 25 Year System Warranty Available

## Excel Grid Outlet Position (GOP) Box Plus (continued)

### Compatibility

● Specifications			
GOP Box Plus	<b>100-757</b> Excel Category 5e Unscreened Low Profile 6c Module  <b>100-202-WT &amp; 100-202-BK</b> Excel Category 5e Unscreened Low Profile Toolless Keystone Jack + <b>100-022 6c</b> Angled Shutter	<b>100-297</b> Excel Category 6 Unscreened Low Profile 6c Module  <b>100-215-WT &amp; 100-215-BK</b> Excel Category 6 Unscreened Low Profile Toolless Keystone Jack + <b>100-022 6c</b> Angled Shutter	<b>100-156</b> Excel Category 6 <sub>A</sub> Unscreened Keystone Jack + <b>100-022 6c</b> Angled Shutter  <b>100-181</b> Excel Category 6 <sub>A</sub> Low Profile Screened Keystone Jack - Toolless + <b>100-022 6c</b> Angled Shutter
2 Way GOP Box Plus – 25 mm	✓	✓	✓
4 Way GOP Box Plus – 25 mm	✓	✓	✓
4 Way GOP Box Plus – 32 mm	✓	✓	✓
6 Way GOP Box Plus – 32 mm	✓	✓	✓

Description	Part Number	GOP Box Dimensions		
		Length	Width	Height
Excel 2 Way GOP Box Plus – 25 mm – Pack of 10	350-639	105 mm	62 mm	55 mm
Excel 4 Way GOP Box Plus – 25 mm – Pack of 10	350-640	160 mm	62 mm	60 mm
Excel 4 Way GOP Box Plus – 32 mm – Pack of 10	350-641	160 mm	62 mm	60 mm
Excel 6 Way GOP Box Plus – 32 mm – Pack of 10	350-642	220 mm	62 mm	70 mm
Excel LJ6c Black Rubber Blank – Pack of 10	350-645	Approx dimensions		
Excel 25 mm Flexible Conduit "L" Bracket Plus – Pack of 10	750-102			
Excel 32 mm Flexible Conduit "L" Bracket Plus – Pack of 10	750-103			

## Excel Consolidation Point Box

The Excel Consolidation Point Box has been designed for maximum flexibility allowing it to be used to support both Copper and Fibre Cabling Systems.

Designed around special 'half width' profiles it can be used for mounting unloaded 12 port copper panels that can house Category 5e, Category 6 and Category 6<sub>A</sub>, screened and unscreened keystone outlets, providing up to 24 copper outlets in each box. It can also accommodate a special 24 duplex port (48 fibre) LC patch panel or a 2 cassette MTP mounting frame giving up to 48 fibre ports. Hinged covers front and rear with brush strips to allow easy cable entry and exit.

Currently in development is a version of the Multi-Use frame which will potentially increase the Copper port density within the Compact Consolidation Point Box up the 48 ports.



### Features

- Compact Design
- Copper & Fibre
- Up to 24 Copper Ports
- Up to 48 Duplex Copper Ports
- Hinged Covers
- RAL9002 White/Grey
- Steel Construction
- 2U High

Description	Part Number
Consolidation Point Box	350-750

### Compatible Panels

Description	Part Number
Excel Keystone Panel for Category 5e, 6 & 6 <sub>A</sub> Jacks	100-753
Excel 10" MTP Panel Unloaded (accepts 2 cassettes)	100-777
Excel 10" 24 port LC Duplex (48c) Panel MM bulkhead	100-778
Excel 10" 24 port LC Duplex (48c) Panel SM bulkhead	100-779
Excel 10" 12 port Keystone Patch Panel Unloaded	100-753

## Excel Flexible Conduit



Excel Polypropylene Low Smoke Zero Halogen flexible conduit provides cost effective, flexible protection to cables in sub floor, false ceiling or exposed installations. Supplied in 100 or 50 Metre lengths to enable on site installation to reduce wastage. Compatible glands and locknuts are available for fixing to sub floor, floor or desk units.

### Features

- Black LSOH Polypropylene
- Highly Flexible
- Choice of Sizes
- Full Range of Fittings

Description	Part Number
Excel 20mm Polyprop LSOH Black Flex Cond (100m)	750-010
Excel 25mm Polyprop LSOH Black Flex Cond (50m)	750-015
Excel 20mm LSOH Gland + Locknut Black (Pk 10)	750-025
Excel 25mm LSOH Gland + Locknut Black (Pk 10)	750-030

## Excel Flexible Conduit - Contractor Pack



Excel Conduit Contractor Packs consist of 10 Metres of LSOH Polypropylene Conduit together with 10 Glands and Locknuts to suit. This easy to store and use pack is ideal for smaller installations and on site manufacturing of assemblies.

### Features

- Black LSOH Polypropylene
- Choice of Sizes
- Fittings Included

Description	Part Number
Excel 20mm Contractors PK 10m LSOH Cond+10 Glands	750-035
Excel 25mm Contractor Pack-10m LSOH Cond+10 Glands	750-040

## Excel Flexible Conduit - Pre-assembled

Excel Low Smoke Zero Halogen flexible conduit, pre assembled in various lengths for fast and easy on site installation.

### Features

- Black LSOH Polypropylene
- Choice of Sizes
- Complete with Glands and Locknuts



Description	Part Number
Excel 20mm LSOH 3mtr Conduit Assembly Gland/locknut	750-045
Excel 20mm LSOH 5mtr Conduit Assembly Gland/locknut	750-055
Excel 25mm LSOH 3mtr Conduit Assembly Gland/locknut	750-060
Excel 25mm LSOH 5mtr Conduit Assembly Gland/locknut	750-070
Excel 32mm LSOH 5mtr Conduit Assembly Gland/locknut	750-085

Please check with your local Excel Sales Office or distributor for in country product availability

## Excel Floor Boxes - Three and Four Compartment




The Excel floor box is quick to install. Twin swivelling clamps secure the floor box to the floor panel. By design, adjustable dividers enable this versatile floor box to be configured into 3 or 4 compartments dependent upon the number of outlets required. A wide range of accessory plates are available for power, data and telecommunication services.

### Features

- Wide range of mounting plates
- Useable height to lid - 44mm
- One size cut out for 3 or 4 compartment box 292 x 201mm
- Overall dimensions 310 x 220 x 100mm deep
- 20 and 25mm knockouts for cable or conduit entry
- Accessory plates can be removed via the top opening
- Lid and cable guides can be removed and re-orientated through 180 degrees

Description	Part Number
3-Compartment Floor Box (including 1 Double Switched Power Socket)	350-601
4-Compartment Floor Box (including 1 Double Switched Power Socket)	350-603

## Excel Floor Box Accessories (Mains Outlets)



Twin Switched Sockets for 3 and 4 compartment floor boxes.

### Features

- BS 1363
- Switched
- Dual earth as standard

Description	Part Number
Double Switched Power Socket for 350-601 3-Compartment Floor Box	350-605
Double Switched Power Socket for 350-603 4-Compartment Floor Box	350-607


Please check with your local Excel Sales Office or distributor for in country product availability

## Excel Floor Box Accessories (Mounting Plates)

High density plate allowing up to 6 RJ45 6c outlets to be mounted.

### Features

- Aperture 22mm x 37mm
- Suits 6c modules, Excel Part Codes 100-758 and 100-301




Description	Part Number
6 Way 6c Data Plate for 350-601 3-Compartment Floor Box	350-609

Standard density plate allowing up to 6 RJ45 6c outlets

### Features

- Aperture 22mm x 37mm
- Suits 6c modules, Excel Part Codes 100-758 and 100-301

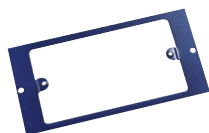


Description	Part Number
6 Way 6c Data Plate for 350-603 4-Compartment Floor Box	350-611

Twin gang plate for 3 comp box.

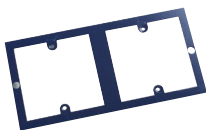
### Features

- Accepts moulded twin gang accessory



Description	Part Number
Twing Gang Plate for 350-601 3-Compartment Floor Box	350-613

## Excel Floor Box Accessories (Mounting Plates) (continued)




Double gang plate for 3 comp box.

### Features

- Accepts 2 x Single gang data accessories (LJU 3/4/5)

Description	Part Number
Double Gang Plate for 350-601 3-Compartment Floor Box	350-615



Euromod plate for 3 comp box. Suits Excel Part Codes 100-700, 100-760, 100-300 and 100-366.

### Features

- 2 x Euro 50mm x 50mm frames (complete)

Description	Part Number
2 x Euromod Frame Plate for 350-601 3-Compartment Floor Box	350-619



Blank plate for 3 compartment boxes.

### Features

- Flat plate
- Dimensions 173mm x 87mm
- Can be cut to suit connectors

Description	Part Number
Blank Plate for 350-601 3-Compartment Floor Box	350-621



## Excel Mini Trunking

Excel Mini PVC Trunking manufactured to BS4678 Part 4.

### Features

- 3 Metre lengths
- Wide range of suitable fittings



Description	Part Number
Excel 16x16mm Trunking 20x3mtr Lengths (60mtr)	450-005
Excel 16x25mm Trunking 20x3mtr Lengths (60mtr)	450-010
Excel 16x25mm Trunking 1x3mtr (one length)	450-010-SINGLE
Excel 16x25mm Trunking 10x3mtr Lengths (30mtr)	450-012
Excel 16x40mm Trunking 10x3mtr Lengths (30mtr)	450-015
Excel 25x40mm Trunking 10x3mtr Lengths (30mtr)	450-020
Excel 25x40mm Trunking 1x3mtr (one length)	450-020-SINGLE
Excel 40x40mm Trunking 10x3mtr Lengths (30mtr)	450-025

## Excel Self-Adhesive Mini Trunking

Excel Mini PVC Trunking with peel off self adhesive base for fast, easy installation.

### Features

- 3 Metre lengths
- Self adhesive base



Description	Part Number
Excel 16x16mm S/A Trunking 25x3mtr lengths (75mtr)	450-030
Excel 16x25mm S/A Trunking 25x3mtr lengths (75mtr)	450-035
Excel 16x25mm S/A Trunking 1x3mtr (one length)	450-035-SINGLE
Excel 25x40mm S/A Trunking 10x3mtr lengths (30mtr)	450-040
Excel 25x40mm S/A Trunking 1x3mtr (one length)	450-040-SINGLE

## Excel Mini Trunking Fittings - Angles



A wide range of angles are available from Excel to suit the above mini trunking. These are used when creating corners or tap off points when installing.

### Features

- 3 Metre lengths
- Self adhesive base

Description	Part Number
Excel 16x16mm Flat Angle Pack of 10	450-045
Excel 16x25mm Flat Angle Pack of 10	450-050
Excel 16x40mm Flat Angle Pack of 10	450-055
Excel 25x40mm Flat Angle Pack of 10	450-060
Excel 40x40mm Flat Angle Pack of 10	450-065
Excel 16x16mm Internal Angle Pack of 10	450-070
Excel 25x16mm Internal Angle Pack of 10	450-075
Excel 16x40mm Internal Angle Pack of 10	450-080
Excel 25x40mm Internal Angle Pack of 10	450-085
Excel 40x40mm Internal Angle Pack of 10	450-090
Excel 16x16mm External Angle Pack of 10	450-095
Excel 16x25mm External Angle Pack of 10	450-100
Excel 16x40mm External Angle Pack of 10	450-105
Excel 25x40mm External Angle Pack of 10	450-110
Excel 40x40mm External Angle Pack of 10	450-115

Please check with your local Excel Sales Office or distributor for in country product availability


## Excel Mini Trunking Fittings – Tees, Couplers & Caps

A wide range of accessories to complement the Excel range of mini trunking. Flat tees are used to tap into other trunking runs. Couplers join together adjacent trunking lengths and end caps act as terminators for installed lengths.

### Features

- Suit all Mini Trunking sizes
- Small minimum pack quantities

Description	Part Number
Excel 16x16mm Flat Tee Pack of 10	450-120
Excel 16x25mm Flat Tee Pack of 10	450-125
Excel 25x40mm Flat Tee Pack of 10	450-135
Excel 40x40mm Flat Tee Pack of 10	450-140
Excel 16x16mm Coupler Pack of 10	450-145
Excel 16x25mm Coupler Pack of 10	450-150
Excel 16x40mm Coupler Pack of 10	450-155
Excel 25x40mm Coupler Pack of 10	450-160
Excel 16x16mm End Cap Pack of 10	450-165
Excel 16x25mm End Cap Pack of 10	450-170
Excel 16x40mm End Cap Pack of 10	450-175
Excel 25x40mm End Cap Pack of 10	450-180
Excel 40x40mm End Cap Pack of 10	450-185



## Excel Maxi Trunking

Excel Maxi trunking manufactured to BS4678 Part 4.

### Features

- 3 Metre lengths
- Wide range of suitable fittings
- Small pack quantities

Description	Part Number
Excel 50x50mm Maxi Trunking 6 X 3mtr lengths (18mtr)	450-190
Excel 50x50mm Maxi Trunking 1 X 3mtr (one length)	450-190-SINGLE
Excel 75x50mm Maxi Trunking 4 X 3mtr lengths (12mtr)	450-200
Excel 75x50mm Maxi Trunking 1 X 3mtr (one length)	450-200-SINGLE
Excel 75x75mm Maxi Trunking 4 X 3mtr lengths (12mtr)	450-205
Excel 75x75mm Maxi Trunking 1 X 3mtr (one length)	450-205-SINGLE
Excel 100x50mm Maxi Trunking 4 X 3mtr lengths (12mtr)	450-210
Excel 100x50mm Maxi Trunking 1 X 3mtr (one length)	450-210-SINGLE
Excel 100x100mm Maxi Trunking 2 X 3mtr lengths (6mtr)	450-215
Excel 100x100mm Maxi Trunking 1 X 3mtr (one length)	450-215-SINGLE



## Excel Maxi Trunking Fittings – Angles



A wide range of angles to suit the above maxi trunking. These are used when creating corners and tap off points when installing.

### Features

- Choose flat, internal or external
- Supplied individually
- Suit all maxi trunking sizes

Description	Part Number
Excel 50x50mm Flat Angle	450-300
Excel 75x50mm Flat Angle	450-305
Excel 75x75mm Flat Angle	450-310
Excel 100x50mm Flat Angle	450-315
Excel 100x100mm Flat Angle	450-320
Excel 50x50mm Internal Angle	450-350
Excel 75x75mm Internal Angle	450-360
Excel 100x50mm Internal Angle	450-365
Excel 100x100mm Internal Angle	450-370
Excel 50x50mm External Angle	450-250
Excel 75x75mm External Angle	450-260
Excel 100x50mm External Angle	450-265
Excel 100x100mm External Angle	450-270

## Excel Maxi Trunking Fittings – Tees, Couplers and End Caps



A wide range of accessories are available to complement the Excel range of maxi trunking. Flat tees are used to tap into other trunking runs. Couplers join together adjacent trunking lengths and end caps act as terminators for installed lengths.

### Features

- Suit all maxi trunking sizes
- Ensures tidy professional installation

Description	Part Number
Excel 50x50mm Flat Tee	450-325
Excel 100x50mm Flat Tee	450-340
Excel 50x50mm Coupler	450-225
Excel 75x50mm Coupler	450-230
Excel 100x50mm Coupler	450-240
Excel 75x75mm Coupler	450-235
Excel 50x50mm End Cap	450-275
Excel 50x75mm End Cap	450-280
Excel 75x75mm End Cap	450-285
Excel 100x50mm End Cap	450-290
Excel 100x100mm End Cap	450-295

## Excel Cable Management Bars

A wide range of 19" Vertical Cable Management bars are available.

### Features

- Metal or Plastic Management Hoops
- Horizontal and Vertical Hoops
- 1 and 2U Options
- Cage Nut Set included



Description	Part Number
1U Black Bar, 4 Vertical Metal 65mm Hoops	100-582
1U Black Bar, 5 Vertical Metal 100mm Hoops	100-583
1U Black Bar, 5 Vertical Plastic 65mm Hoops	100-586
1U Black Bar, 5 Vertical Plastic 65mm Hoops - 2 Pack	100-048
2U Black Bar, 4 Vertical Metal 65mm Hoops	100-594

**RANGE  
EXTENDED**  
excel

## Excel Chrome Management Bar

1U 19" 5 Way Chrome Cable Management Bar. Provides an aesthetically pleasing and efficient way of managing patch cords, with built in 'letter box' cut out for excess cable.

### Features

- Complements the Excel Category 6<sub>A</sub> Chrome Panel and Modules




Description	Part Number
1U 5 Way Chrome Cable Management Bar	100-031
0.5U 5 Way Chrome Cable Management Bar	100-581

## Excel Blanking Plates and Letterbox Panels

To improve cabinet appearance Blank Plates can be installed to cover unused space. Letterbox Panels allow patch cords to be fed to or from the rear of the cabinet.

### Features

- Enhances Cabinet Appearance
- Used to Control/Manage Air Flow within Data Cabinets



Description	Part Number
1U Double Brush Strip - Middle Split Black	100-595
1U Blank Plate Black	100-598
1U Brush Strip Black	100-599
2U Blank Plate Black	100-602
3U Blank Plate Black	100-606
1U Letterbox Plate Black	100-610

## Brush Strip Panel



This panel is suitable for fitting below patch panels to allow cable entry into the rack. The rear cable support section incorporates holes for securing cables.

### Features

- Brush protected cable entry
- Wide cable slot to allow spacing of cables
- Compatible with all Excel Wall, Floor Standing and Server cabinets
- Cable support facility
- Numerous holes to facilitate cable attachment

Description	Part Number - Grey	Part Number - Black
1U x 19" Brush Strip Panel	540-443	540-443-BK

## Cables Ties



The range of high quality nylon cable ties are available in Black or Natural in a wide range of sizes and with a choice of pack type.

Description	Part Number
Cable Tie 2.5x100mm Natural (Value Pack 100)	CV-100
Cable Tie 2.5x100mm Black (Value Pk 100)	CV-100B
Cable Tie 2.5x100mm Natural (Std Pk 1000)	CV-100K
Cable Tie 4.8x160mm Black (Std Pk 100)	CV-160LB
Cable Tie 2.5x203mm Natural (Std Pk 100)	CV-200M
Cable Tie 2.5x203mm Black (Std Pk 100)	CV-200MB
Cable Tie 4.8x203mm Natural (Std Pk 100)	CV-203
Cable Tie 4.8x203mm Black (Std Pk 100)	CV-203B
Cable Tie 4.8x300mm Natural (Std Pk 100)	CV-300
Cable Tie 4.8x300mm Black (Std Pk 100)	CV-300B
Cable Tie 4.8x368mm Natural (Std Pk 100)	CV-368
Cable Tie 4.8x368mm Black (Std Pk 100)	CV-368B
<b>Cable Tie Cradles</b>	
Cable Tie Cradles 15mmx9.5mm Natural PK100	180-220
Cable Tie Cradles 16mmxmm Natural/4mm Screw Fix	180-222
<b>Write-On Plates</b>	
Write-On Plates 38mmx19mm White PK100	180-228
<b>Self Adhesive Cable Tie Bases</b>	
Self Adhesive Cable Tie Base 20x20mm Natural PK100	180-230
Self Adhesive Cable Tie Base 28x28mm Black PK100	180-231
Self Adhesive Cable Tie Base 28x28mm Natural PK100	180-232


Photograph represents style only

## Hook and Loop Cable Ties

Easy to install and remove, hook and loop cable ties will not crush or damage copper or fibre cables.

### Features

- Quick and Easy Installation
- Reusable
- Will not crush cables
- Choice of colour
- 20mm wide



Description	Part Number
Velcro Cable Tie 150mm Black Pack of 20	180-077-PACK20
Velcro Cable Tie 230mm Black Pack of 20	180-078-PACK20
Velcro Cable Tie 330mm Black Pack of 20	180-083-PACK20
Hook & Loop 25m Reel Black (approx 80, 300mm)	180-094

## Fixtures & Fittings

### PVC Installation Tape

Suitable for a multitude of applications including insulation, fixing cables and identification. Available in a range of colours and sizes, all supplied in a 33 metre coil.



Description	Part Number
19mm X 33m PVC Tape Black	270219BK
19mm X 33m PVC Tape Blue	270219BU
19mm X 33m PVC Tape White	270219WT
19mm X 33m PVC Tape Yellow	270219YW
25mm X 33m PVC Tape Black	270225BK
25mm X 33m PVC Tape White	270225WT

### Screws and Wallplugs

Quality hardened steel, twin threaded woodscrews available in either roundhead or countersunk versions. Wallplugs with a two way split expansion design for quick and easy installation.



Description	Part Number
8x25mm (8x1") Roundhead Screws Pozi Bx 200	350-510
8x25mm (8x1") Countersunk Screws Pkt 200	350-512
8x38mm (8x1.5") Roundhead Screws Bx 200	350-514
8x38mm (8x1.5") Countersunk Screws Pozi Bx 200	350-516
Red Wallplugs Pkt 1000	350-518
Brown Wallplugs Pkt 1000	350-520
Plasterboard Fixings Metal Pkt 1000	350-537



## Cable Clips

A broad range of high quality cable clips manufactured from impact resistant polypropylene, suitable for the attachment of cables of all sizes to many surfaces including wood and masonry.

Description	Part Number
White round cable clip, suits 3 to 5mm cable diameter	TC3-5W
White round cable clip, suits 5 to 7mm cable diameter	TC5-7W
Black round cable clip, suits 5 to 7mm cable diameter	TC5-7B
White round cable clip, suits 7 to 10mm cable diameter	TC7-10W
Black round cable clip, suits 7 to 10mm cable diameter	TC7-10B
<b>Pack quantity = 100</b>	

## Cable Cutters



### Features

- Range of sizes available for cables up to 13mm in diameter
- Blue vinyl non-slip handle grips
- Flattening of the cable is prevented by the rounded jaws position

Description	Part Number
Cable Cutters up to 9mm OD	202-044
Cable Cutters up to 11mm OD	202-045
Cable Cutters up to 13mm OD	202-046

## Peg Style Jacket Stripper



### Features

- Stripping tools available to suit 8mm diameter cables
- Blade depth can be adjustable to suit thickness of jacket
- Blades for radial and longitudinal cuts
- Three straight and one round blade supplied with each tool

Description	Part Number
3.2-5.5mm cable diameter (blue handle)	202-064
4.8-8mm cable diameter (black handle)	202-066



## Side Cutters

### Features

- Suitable for general purpose cutting and trimming
- Vinyl dipped handles



Description	Part Number
Multi Purpose Side Cutter	202-043

## 100 Pair Cutter

### Features

- Up to 100 pair telephone cable can be cut
- Moulded plastic handles
- Return spring built in
- Blade is kept closed by latch when not in use



Description	Part Number
100 Pair Cutter	202-048

## Heavy Duty Jacket Stripper with Swivel Blade

### Features

- Suitable for cables of 8-25mm diameter
- Can be used for CST armour stripping
- Blade depth is adjustable to prevent damage to subunits by up to 4.5mm
- Consistency provided by a locking blade
- Circumferential and longitudinal cuts can be performed by a blade which rotates by 90 degrees
- Six rollers support the cable during cutting



Description	Part Number
Heavy duty stripping tool 8-25mm	202-061
Spare blade	202-062

## Peg Style Jacket Stripper



### Features

- Stripping tools available to suit 14.3mm diameter cables
- Blades for radial and longitudinal cuts
- Blade depth can be adjustable to suit thickness of jacket
- Three straight and one round blade supplied with each tool

Description	Part Number
3.2-5.5mm cable diameter (blue handle)	202-064
6.4-14.3mm cable diameter (blue handle)	202-065
4.8-8mm cable diameter (black handle)	202-066

## Adjustable Cable Strip Tool



Excel Adjustable Cable Strip Tool safely cuts the cable sheath without damaging inner conductors.

The adjustment is with a thumb wheel that sets the depth of the blade so that the sheath is scored without cutting too deep. Compatible with all Excel unscreened and screened cables the tool improves efficiency of cable preparation without compromising the cable.

### Features

- Adjustable cutting depth
- Compatible with all Excel data cables

Description	Part Number
Adjustable Cable Strip Tool	202-124

## Fibre Optic Connector Crimp Tool

### Features

- Used for crimping connector strain relief crimp rings
- Correct pressure is applied as the cycle ratchet prevents the tool being opened until the dies have been completely closed
- Different connector styles are suited with a wide range of tools

Cavity Shapes	Cavity Size	Part Number
1 round, 2 hex	.105", .090", .190"	202-069
3 hexagonal	.151", .178", .213"	202-070
3 round	.138", .165", .195"	202-071



## Fibre Optic Primary Buffer Strippers

### Features

- Industry standard tool for the removal of 250µm buffers
- Blade has precision laser drilled 127µm hole for all 125µm clad fibres
- Requires no adjustment, factory set
- Handles return jaws to open position when not in use

Description	Part Number
Stripping tool	202-090



## T28 and T36 Cable Tackers

The rapid T28 and T36 are High Quality Fast Action Cable Tackers designed specifically for voice and data cabling.


### Features

- Suitable for Cables up to 4.5mm Diameter (T28)
- Suitable for Cables up to 6.0mm Diameter (T36)
- Choice of Galv or White Staples

Description	Part Number
T28 Cable Tacker unit	350-075
T28 11mm Galv Staples, Pack of 5000	350-077
T28 11mm White Staples, Pack of 5000	350-079
T36 Cable Staples Unit	350-080
T36 14mm Galv Staples, Pack of 5000	350-082
T36 14mm White Staples, Pack of 5000	350-084



## Polishing Puck - Metal



### Features

- Range of metal hard wearing polishing pucks
- The connector ferrule is held perpendicular to the polishing surface
- Universal free floating pucks for 2.5mm ferrule connectors
- Free floating pucks hold ferrule only and must be held in light contact with the polishing film
- Ferrule is normally held in contact with film by connector spring pressure, however the locking pucks require the connector body to be mated with the puck
- Locking pucks are specific to a type of connector

Description	Part Number
LC Metal Puck	202-087
Universal Puck - FC/SC/ST	202-088

## Fibre Scribes



### Features

- During connector termination it cleaves the sprig of fibre
- Gently pull the fibre after using the scribe to nick the fibre as close to the ferrule as possible
- Cleave will propagate across the fibre
- Diamond and Sapphire tips available
- Pen style designs

Description	Part Number
Diamond with 90° Wedge Tip	202-091
Sapphire	202-092

## Polishing Plate



Hand polishing of fibre optic connectors can be performed on the smooth clean flat surface that the glass plates provides.

Description	Part Number
Glass polishing plate	202-086

## Kevlar Scissors

These general purpose scissors are suitable for trimming Kevlar or aramid yarns and for cutting light duty cables. The carbon steel blades are chrome plated and have a cutting length of 40mm.



Description	Part Number
Kevlar Scissors	202-093

## Splice Bridge and Protector

A compact 12 way Splice Bridge which provides an effective means to store up to 12 Fusion Splice Protectors. Ideal for use in patch panels or wall enclosures. The bridge can be fixed to any flat clean surface using the self adhesive pads on the base.



Description	Part Number
12 Way Splice Bridge	200-391
Splice Protectors (Clear) 61mm	200-398
Splice Protectors (Clear) 45mm	200-399

## Disposal Bins

Disposal Bins should be used to store fibre ends after cleaving and general cable preparation. With sealable lid.



Description	Part Number
Disposal Bin	200-921

Please check with your local Excel Sales Office or distributor for in country product availability

## Cleaning Wipes



Pre-saturated Cleaning Wipes IPA – Non abrasive lint free wipes are used to clean fibre and connectors prior to installation, pre-saturated with ISO propyl alcohol in order to eliminate problems with the transportation and use of solvents on site. Supplied in Packs of 80 individually sealed sachets.

Lint free Cleaning Wipes – Non abrasive lint free wipes are used to clean Fibre and connectors prior to installation. Supplied in boxes of 100.

Description	Part Number
Pre-saturated IPA Cleaning Wipes, Pack of 80	200-911
Lint Free Dry Cleaning Wipes, Pack of 100	200-906

## Epoxy Syringe and Needle




Hand held needle and 3cc syringe sets, used to load connectors with epoxy prior to termination.

Description	Part Number
3cc Syringe and Needle, Pack of 5	200-903
3cc Syringe - Single	200-903-A
3cc Needle - Single	200-903-B

## Lapping Film

A complete range of high quality lapping film for connector polishing. Sheet size is 250 x 280mm.



Description	Part Number
0.3µm White Lapping Film	200-864
1.0µm Lime Green Lapping Film	200-866
3.0µm Dark Pink Lapping Film	200-868
5.0µm Brown Lapping Film	200-870
9.0µm Blue Lapping Film	200-872
12.0µm Yellow Lapping Film	200-874
30.0µm Green Lapping Film	200-876

## Blanking Plugs

Blanking plugs can be used in part loaded panels to ensure a tidy and professional installation.



Description	Part Number
ST	200-392
SC (Duplex)	200-395
SC (Simplex)	200-931
LC (Duplex)	200-930

## Isopropyl Alcohol (IPA)

Isopropyl alcohol is used on lint free wipes to remove grease and dirt from optical fibres during splicing and termination. It is recommended that the fluid is decanted into fluid dispensers before use.

Please note that IPA is highly flammable and should be used only in well ventilated areas.



Description	Part Number
Isopropyl Alcohol (IPA) (1 Litre)	202-094

## Miniature Cotton Buds



Miniature cotton buds are used for cleaning in-line adaptors, connectors and other small or inaccessible areas, usually in conjunction with IPA fluid. The buds are lint free and are manufactured using pharmaceutical grade cotton. They are smaller in size than those sold commercially.

Description	Part Number
Miniature Cotton Buds (200 Pack)	202-104

## Miniature Cotton Buds - Split-tip



Split-tip design cleans fibre easier and more efficiently than other methods.

### Features

- Tube/handle is pre-loaded with 99% isopropyl alcohol
- A single swab can be used for many cleanings or until the alcohol is gone

Description	Part Number
Miniature Cotton Buds - Split-tip	202-113

## Alcohol Dispenser



Suitable for dispensing isopropyl alcohol and other cleaning fluids. The pump action dispenser allows a measured amount of fluid into the bowl at the top of the lid which can be soaked up onto a cleaning wipe. The lid twists and locks into place so no spillage occurs during transportation.

Description	Part Number
Alcohol Dispenser	AC-F1007

## Air Duster



Quickly removes dust and debris. High pressure jet of air cleans effectively.

### Features

- CRC Cleanair

Description	Part Number
Air Duster	202-114



## Fibre Optic Warning Labels

Laser and Fibre optic warning labels for identification of fibre cables and termination points.

Description	Part Number
Fibre Optic Warning Labels	202-115



## Cleaning Wire

These wires can be used to clean debris or broken fibres from capillary holes in straight ferrules of fibre optic connectors.

### Features

- Two sizes available
- Five per bag

Description	Part Number
1.25mm 100mm length fibre cleaning wire	202-116
2.5mm 145mm length fibre cleaning wire	202-117



## Cable Glands with Strain Relief

Compression glands are used to provide strain relief for cables as they enter patch panels and wall boxes. The glands are resistant to both benzene and oil.

The gland is supplied with a lock nut as standard. Cable diameters from 2.6mm to 25mm can be accommodated.

### Technical Data

**Colour:** Grey

**Material:** Polyamide


**Temperature Range:** -30°C to +100°C

**Protection Rating:** IP68



Cable Sizes (mm)	Cut Out Diameter (mm)		Part Number
2.6 – 6.5	12.5	PG7	202-095
4.0 – 10.0	18.6	PG11	202-096
6.0 – 12.0	20.4	PG13	202-097
9.0 – 14.0	22.5	PG16	202-098

## Self Adhesive Twist Clips



Kurly-Lok self adhesive cable clips are ideal for securing and routing fibre within patch panels and wall boxes. Designed with rounded edges that will not damage the fibre.

### Technical Data

- **Colour:** Natural    **Material:** Nylon 6/6, RMS-01

Bundle Size	Height	Part Number
9.2mm	26.1mm	200-120

## Cold Cure Adhesive and Primer



The adhesive and the primer are supplied in separate containers. The system works by injecting adhesive into the connector. The fibre is then brushed with the primer before being inserted into the connector.

Description	Part Number
Cold Cure Adhesive and Primer	202-080

## Termination (Starter) Kits



Standard termination kit for cold cure termination of ST, SC, FC and LC ends.

### Kits include

- Polypropylene Case (x 1)
- Miller Strippers (x 1)
- Sapphire Scribe Tool (x 1)
- 3ml Syringe and Needle (x 5)
- Pack of 50 Tissues (x 2)
- 60ml Ultra IPA Spray (x 1)
- Disposal Bin (x 1)
- 2.5 mm Polishing Puck (x 1)
- 1.25 mm Polishing Puck (x 1)
- Polishing Pad (x 1)
- 5 micron Polishing Film (x 20)
- 0.3 micron Polishing Film (x 21)
- Termination Instructions (x 1)

Description	Part Number
Termination (Starter) Kits	202-118

## Excel Launch Box



The launch box acts as an interface between the OTDR and the system under test. It allows the OTDR to see the first connector in the system, whereas without the launch box this connector would be within the OTDR's launch dead zone. Use of a launch box also helps to reduce wear and tear on the OTDR interface connector, as most couplings are made to the launch box rather than the OTDR itself.

For prices and availability details please call our Sales Office

## Fujikura CT-30A High Precision Fibre Cleaver Holder

The CT-30A fibre cleaver has been designed for up to 12-fibre cleaving.

### Features

- Small size, lightweight, and easy handling
- Applicable up to 12-fibre ribbon cleaving
- Fibre collector equipped as standard
- 2-action operation including fibre scrap collection
- Operation: Push back blade, Set fibre, close body
- Blade speed and anvil speed are mechanically controlled
- 16 rotating positions, 3 height positions
- Blade life 48,000 cleaving



Photograph represents style only

**Fujikura**  
EUROPE LTD

Description	Part Number
High Precision Fibre Cleaver Plate 6-20mm 125µm	CT-30A

## Fujikura 70S Kit

The Fujikura 70S is a fully robust, core alignment fusion splicer, providing consistent, low loss, splice performance. The new design streamlines the steps required to complete splices, resulting in greater productivity. 'Configurable automation' features allow you to customise the operation of the machine to best suit your particular splicing technique and process.

A new programmable 'automatic wind protector' closes and begins the splicing process after clamping the fibres in position or pressing the 'set' button. Once the splice is completed, not only is the wind protector opened, but one of the sheath clamps, you decide which, is automatically raised making removal of the fibres fast and easy. Similarly, the 'clamshell' design of the tube heater clamps the splice protection sleeve and applies heat from both sides which results in a reduced shrink time of just 14 seconds.

### Features

- Worlds quickest slicing - 7 seconds / tube-heating 14 seconds
- Minimal manual operation
- Splice in 4 steps
- Multi-functional carrying case with integrated work station
- Absolute robustness



Photograph represents style only

**Fujikura**  
EUROPE LTD

**NEW**  
**excel**

Description	Part Number
Fujikura Automatic Core Alignment Fusion Splicer	70S KIT

## FiberInspector Mini Video Microscope



Includes fiber probe and display, UK style AC adapter/battery charger, probe adapter tips (ST, SC, and universal 2.5 mm patch cord tip) and soft carrying case.

Description	Part Number
FiberInspector Mini Video Microscope	FT500
Accessory Tip Set for FiberInspector Mini (LC, FC and 1.25mm)	NFM110



## SimpliFiber Pro Basic Fiber Verification Kit



Includes SimpliFiber Pro optical power meter, 850/1300 multimode source, carrying case, and SC power-meter adapter.

Description	Part Number
SimpliFiber Pro Basic Fiber Verification Kit	FTK1000



## Complete Fiber Verification Kit with FT500 FiberInspector Mini



Includes SimpliFiber Pro optical power meter, 850/1300 multimode source, 1310/1550 singlemode source, VisiFault VFL, FT500 FiberInspector Mini, two (2) FindFiber Remote ID sources, and carrying case; SC, ST, and LC power meter adapters, NFC-KIT-BOX fiber optic cleaning kit.

Description	Part Number
Complete Fiber Verification Kit with FT500 FiberInspector Mini	FTK1450/E



## Fiber Optic Cleaning Kit



Includes cleaning cube with wipes, ten cards with sealed cleaning zones, solvent pen, 2.5mm port cleaning swabs and 1.25mm port cleaning swabs in a rugged carrying case.

Description	Part Number
Fiber Optic Cleaning Kit	NFC-kit-case



## Optical Fyberscope

The Optical Fyberscope offers precision magnification to easily inspect both multimode and singlemode fibre optic connectors for scratches, dirt and other problems associated with poor transmission performance.

### Features

- 200 or 400 x Magnification
- Backlight facility
- Rugged, hand held case for site use
- Battery operated
- Supplied with universal adaptor



Description	Part Number
Fyberscope x 200 Magnification	200-435
Fyberscope x 400 Magnification	200-437

## OVF-1 – 'Pen-size' Visual Fault Locator

The OVF-1 is specially designed for field personnel who need an efficient and economical tool for fiber tracing, fiber routing and continuity checking in an optical network during and after installation.

Fiber breaks, microbends, and poor optical splices are clearly visible as light glows through the fiber buffer or outer jacket.

Fault location behind optical connectors where the use of OTDRs is limited due to dead zones is now possible with the OVF-1.

### Features

- Rugged metal housing, pen-size format
- Lightweight
- Visible laser light at 635 nm
- Usable with single-mode and multimode fibers
- Range >5 km
- CW and blink modes
- Long battery life (>40 hours)



Description	Part Number
'Pen-size' - Visual Fault Locator	E-V-OVF-1

## AMP Splice Enclosure FOSC 400

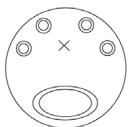


The basic units include a ribbed thermoplastic dome, a base complete with one splice organiser tray and cover, a strength member fixation bracket and a tray wedge where applicable. They also come with a mechanical clamp and 'O' ring and a kit containing silica gel, transportation tubes with tie wraps, an oval port sealing kit and cleaning tissues, aluminium tape and abrasive strips. Full installation instructions are provided as standard.



### Features

- Available in three sizes
- Suitable for use in aerial, pedestal or buried environments
- Mechanical dome to base seal for ease of entry and re-entry
- Cable seals feature a Raychem heat shrink and hot melt adhesive
- All three sizes use common materials, accessories and installation practices



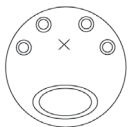
### FOSC 400 A4

The A4 is designed for low fibre count cables, and can accommodate up to thirty-two 45mm splice protectors. It is also commonly used where there is a requirement to splice only some of the fibres in a cable to another cable, typically where fibres are 'dropped-off' to a camera or building. The base has one oval port for two cables of 10 to 25mm in diameter and four round ports for cables of 5 to 19mm in diameter.



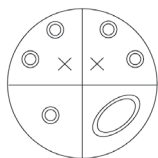
### FOSC 400 B2

The B2 base has one oval port for two cables of 10 to 25mm in diameter and two round ports for cables of 5 to 32mm in diameter. It can accommodate up to ninety-six 45mm splice protectors, although if specified before manufacture an extra tray can be added to increase this to one-hundred and twenty.



### FOSC 400 B4

The B4 is the same size as the B2, but has a different base. The base has one oval port for two cables of 10 to 25mm in diameter and four round ports for cables of 5 to 19mm in diameter.



### FOSC 400 D5

This enclosure can accommodate up to five-hundred and seventy-six 45mm splice protectors. The base has one oval port for two cables of 10 to 25mm in diameter and four round ports for cables of 5 to 32mm in diameter.

### Technical Data

<b>Material:</b>	Dome	Ribbed thermoplastic
<b>Size:</b>	FOSC-400A4	Diameter 152mm x 420mm long
	FOSC-400B2 & B4	Diameter 152mm x 540mm long
	FOSC-400D5	Diameter 240mm x 710mm long

## AMP Splice Enclosure FOSC 400

Description	Part Number	AMP Part Number
External Joint with 1 Tray for 24 Splice	200-122	6100B
Inline External Joint with 1 Tray	200-123	6100R
<b>Additional Trays</b>		
Tray for FOSC A Enclosure	200-125	
Tray for FOSC B Enclosure	200-126	FOSC-B-TRAY-524
<b>Sealing Kits</b>		
Tubular Cable Seal Kit for 1 Cable	200-124	FOSC-A-CSEAL-1NT
Tubular Cable Seal Kit for 2 Cables	200-128	FOSC-A-CSEAL-2NT
Wrap Around Sleeve Round Port	200-129	FOSC-CSEAL-1NW
Wrap Around Cable Seal Sleeve	200-131	FOSC-CSEAL-2NW

Please check with your local Excel Sales Office or distributor for in country product availability

## AMP Splice Enclosure FIST GCO



The basic units include a ribbed thermoplastic dome, two FAS plates mounted back to back giving a minimum of 32 FAS tray units per FAS plate, a strength member fixation bracket, a shield mounting bracket and a copper pair termination bracket. They also come with a mechanical clamp and 'O' ring and a kit containing silica gel, two tray covers, a tray wedge and cleaning tissues. Full installation instructions are provided as standard.

### Features

- Maximum flexibility is provided by the two Fibre Arrangement System (FAS) plates mounted in the centre of the enclosure
- The FAS plates can mount combinations of Splice Only Sub-Assembly (SOSA) or Splitter Array Sub-Assembly (SASA) modules
- Storage for up to twelve 4.5 metre lengths of 3.1mm tubing is provided between the plates
- Available in three sizes – 64, 76 or 96 FAS trays
- Mechanical dome to base seal for ease of entry and re-entry
- Cable seals feature a Raychem heat shrink and hot-melt adhesive
- All three sizes use common materials, accessories and installation practices

### Technical Data

<b>Size:</b>	FIST-GCO-BC6-2A	Diameter 247mm x 488mm long
	FIST-GCO-BD6-2B	Diameter 247mm x 566mm long
	FIST-GCO-BE6-2C	Diameter 247mm x 700mm long
<b>Port capacity:</b>	Oval	2 cables of 12 to 25mm diameter
	Round	1 cable of 5 to 30mm diameter
		25 cables of up to 3.0mm diameter

### Standard Enclosure

Max. No. of FAS Units	Part Number
64	200-591
76	200-592
96	200-593

### Splice Trays – Single circuit sub assemblies

No. Trays FAS Units	Max. No. of splices per module		Height FAS Module	Part Number
	250µm	900µm		
4	16	8	4	200-596
8	32	16	8	200-597

### Splice Trays – Single element sub assemblies

No. Trays FAS Units	Max. No. of splices per module		Height FAS Module	Part Number
	250µm	900µm		
2	24	8	4	200-594
4	48	16	8	200-595



## AMP Splice Enclosure FIST GCO

### Accessories

#### Sealing Kits

Description	Part Number
Tubular cable seal kit 1 cable in the round port	200-598
Tubular cable seal kit 2 cables in the oval port	200-602



#### Mounting Kits

Description	Part Number
Metal bracket for mounting closure to pole or wall	200-613
Metal bracket for mounting closure onto a wall	200-615



#### Tools

Description	Part Number
Looped tube insertion tool for oval outlet	200-619
1460W 220V hot air gun	200-616
1460W 110V hot air gun	200-617
Closure installation stand	200-618

## AMP FOSC In-Line Splice Closure for Outside Cabling


### Features

- Environmentally seals enclosure for fibre management in outside/campus cabling systems
- Cold sealing with gel
- Includes FOSC-500AA splice tray for max 24 splices
- Aerial, underground or direct buried applications



Description	Part Number	AMP Part Number
FOSC In-line splice closure for 24 ANT splice protectors	200-136	909090-000
FOSC In-line splice closure for 24 SMOUV splice protectors	200-137	861528-000

## 3M Hot Melt Connectors and Accessories



The 3M Hot Melt termination system is renowned worldwide for its consistency, ease of use and high performance. A wide range of connectors are available each pre loaded with adhesive which is activated when inserted into the specially designed Hot Melt ovens. Users new to fibre termination may purchase a kit which contains both cable preparation tools as well as the Hot Melt specific accessories such as the oven and connector holders - used to position the connector within the oven. Those users with fibre preparation tools need only purchase a Hot Melt conversion kit which contains all of the Hot Melt specific equipment required to start using this industry leading termination method.

### Features

- Quick, clean and easy to use, terminated in less than 4 minutes
- Choice of connector types
- Consistent high performance
- Wide range of accessories

Description	Part Number	3M Part Number
<b>Hot Melt Connectors</b>		
ST Multimode Hot Melt Connector, black boot	203-002	6100B
ST Multimode Hot Melt Connector, red boot	203-004	6100R
SC Simplex Multimode Hot Melt Connector, white boot	203-008	6300W
ST Singlemode Hot Melt Connector, yellow boot	203-010	8100Y
ST Singlemode Hot Melt Connector, white boot	203-011	8100W
SC Simplex Singlemode Hot Melt Connector, white boot	203-013	8300
LC Simplex Multimode Hot Melt Connector, 900µm White boot	203-036	6600s
LC Simplex Multimode Hot Melt Connector, 1.6-2mm white boot	203-038	6602s
LC Duplex Multimode Hot Melt Connector 900µm boot white/beige	203-040	6601d
LC Duplex Multimode Hot Melt Connector, 1.6-2mm boot white/beige	203-042	6602d
LC Simplex Singlemode Hot Melt Connector, 900µm	203-044	8600s
<b>Hot Melt Accessories</b>		
Hot Melt Oven 230v	T-HM-6323	6323
Hot Melt termination Kit 230v	203-014	6351/6361
Hot Melt Conversion Kit 230v	203-016	6157
Hot Melt LC Expansion Kit	203-017	6650/80-6113-1353-9
Hot Melt Classic Consumable kit	203-018	6365-CC
Hot Melt LC Multimode Consumables kit	203-019	6650/80-6113-1475-5
Hot Melt LC Singlemode Consumables kit	203-020	6650/80-6113-1472-7
Hot Melt Polishing machine 230v	203-022	6851E
Hot Melt Connector Holder ST	203-024	6190
Hot Melt Connector Holder SC	203-026	SP-00504
Hot Melt Connector Holder LC	203-027	6650/80-6113-1348-9
Hot Melt Cooling Stand	203-028	6191
Hot Melt 2µm polishing film	203-030	6192A

## Curing Oven

### Features

- Industry standard oven for the curing of epoxy used in fibre optic connector terminations
- Temperatures can be varied between 65°C and 125°C
- Thermostat control
- Temperature monitoring provided by dial gauge thermometer
- Removable oven block can accept up to 24 SC, ST, SMA or FC connectors
- Oven blocks for ESCON, MTRJ, FDDI and LC
- 110Vac and 230Vac versions available



Description	Part Number
230Vac oven including connector block	202-081
Spare connector block for FDDI (x4), ST,SC,SMA,FC (x12)	202-082
Spare connector block - 24 port ST,SC,SMA,FC	202-083
Spare connector block for LC (x24)	202-084


## Oven Protector Tubes

Oven protector tubes give protection whilst in the oven during termination of the fibres.

### Features

- Two sizes available

Description	Part Number
1.25mm oven protector tubes	202-111
2.5mm oven protector tubes	202-112



Photographs represent style only

Please check with your local Excel Sales Office or distributor for in country product availability

## Excel Junction Splice Box



These patch boxes and splice enclosures are manufactured from impact resistant polycarbonate and provide a cost effective means of breaking out fibres from multicore cables prior to termination or splicing. The boxes provide protection against water and dust ingress to IP65. The lids are attached using captive screws. A wide range of accessories are available.

### Features


- Cut-outs to suit any glanding configuration can be drilled on site
- The Unloaded (UL) version includes only the poly box

### Technical Data

- **Dimensions:** 80mm x 170mm x 135mm

Description	Part Number
12 Fibre Junction Splice Box - Splice Kit	202-040
24 Fibre Junction Splice Box Lockable - Splice Kit	202-041

## Excel Junction Splice Box - Steel IP65



These patch boxes and splice enclosures are manufactured from impact resistant steel and provide a cost effective means of breaking out fibres from multicore cables prior to termination or splicing. The boxes provide protection against water and dust ingress to IP65. The lids are attached using captive screws. A wide range of accessories are available.

### Features

- Cut-outs to suit any glanding configuration can be drilled on site
- Comes with 4 entry points
- Comes with 2 PG 9 and 2 PG 21 glands

### Technical Data

- **Dimensions:** (L) 430mm x (W) 330mm x (D) 199mm

Description	Part Number
24 Fibre Steel Splice Box – Unloaded	202-120



# Excel Website

[www.excel-networking.com](http://www.excel-networking.com)

Visit [www.excel-networking.com](http://www.excel-networking.com) to keep up to date on all the latest news, product releases and information on Excel.

Downloads include:

- Catalogues
- Specification Sheets
- Independent Verification Certificates
- Cabling Partner Programme
- Labeling Software
- Case Studies
- White Papers
- News and Events Calendar
- Technical Notes
- Excel Encyclopaedia



Part No.	Page No.	Part No.	Page No.	Part No.	Page No.
5500512	127	100-081-305M	63	100-185	42
5500513	127	100-082-305M	63	100-186	227
5500514	127	100-083-305M	63	100-189	23
5500531	128	100-084-305M	63	100-191	24
5500533	128	100-085-305M	63	100-191-305M	24
5500534	128	100-087-305M	63	100-194	24
5500535	128	100-088-305M	63	100-196	26
100-002	78	100-089-305M	63	100-196-OR	26
100-003	78	100-090	62	100-197	26
100-004	78	100-091-305M	63	100-198	24
100-005	78	100-100	45	100-202-BK	77
100-006	61	100-102	62	100-202-WT	77
100-007	61	100-103	44	100-210	58
100-008	61	100-120	30	100-213	57
100-009	61	100-121	30	100-215-BK	56
100-010	76	100-122	30	100-215-WT	56
100-010-BK	76	100-123	30	100-216	66
100-011	55	100-124	30	100-217	66
100-011-BK	55	100-129	31	100-230	37
100-011-BU	55	100-130	31	100-230	112
100-011-GN	55	100-131	31	100-230	113
100-011-RD	55	100-132	31	100-231	37
100-011-YW	55	100-133	31	100-231	112
100-013	51	100-134	226	100-231	113
100-014	82	100-135	226	100-235	59
100-015	50	100-136	226	100-236	60
100-016	50	100-137	226	100-237	43
100-017	50	100-138	226	100-270	83
100-018	82	100-143	29	100-270-GE	83
100-018-BK	82	100-145	29	100-271	83
100-020	82	100-146	29	100-271-GE	83
100-021	84	100-147	29	100-275	75
100-022	82	100-148	28	100-275	83
100-022-BK	82	100-152	28	100-275-GE	83
100-023	33	100-153	28	100-276	53
100-024	33	100-154	28	100-276	83
100-025	32	100-156	38	100-276-GE	83
100-026	32	100-156-BK	38	100-280	83
100-027	32	100-157	28	100-280-GE	83
100-028	32	100-158	28	100-281	85
100-031	90	100-159	28	100-282	85
100-031	241	100-160	28	100-283	86
100-040	34	100-161	28	100-284	86
100-041	35	100-162	28	100-289	85
100-048	90	100-163	28	100-290	85
100-048	241	100-165	28	100-294	85
100-057	62	100-166	28	100-295	85
100-059	61	100-167	28	100-296	85
100-060	62	100-168	28	100-297	53
100-061	62	100-170	28	100-298	51
100-062	62	100-171	28	100-300	51
100-063	62	100-172	28	100-301	54
100-064	62	100-173	28	100-302	49
100-065	61	100-174	28	100-304	49
100-066	62	100-175	82	100-306	49
100-070	44	100-175-BK	82	100-309	68
100-071	43	100-176	28	100-310	47
100-071-500m	43	100-177	28	100-311	47
100-074	43	100-178	28	100-312	47
100-075	43	100-180	40	100-314	47
100-076	45	100-181	39	100-315	47
100-076/LTGN-500	45	100-182-BK	41	100-316	47
100-077/LTGN	46	100-182-WT	41	100-317	47

Part No.	Page No.	Part No.	Page No.	Part No.	Page No.
100-318	47	100-400	47	100-465	221
100-319	47	100-401	47	100-470	70
100-320	47	100-402	47	100-476	70
100-321	47	100-403	47	100-480	70
100-322	47	100-404	47	100-490	71
100-323	47	100-405	73	100-497	70
100-324	47	100-407	54	100-499	47
100-325	47	100-407	73	100-500	27
100-326	47	100-409	54	100-501	27
100-327	47	100-409	73	100-502	27
100-328	47	100-410	86	100-503	27
100-329	47	100-411	73	100-509	27
100-330	47	100-412	47	100-510	27
100-331	47	100-413	47	100-511	27
100-332	47	100-414	47	100-512	27
100-333	47	100-415	47	100-519	27
100-334	47	100-416	47	100-520	27
100-335	47	100-417	47	100-521	27
100-336	47	100-418	47	100-522	27
100-337	47	100-419	47	100-529	27
100-338	47	100-420	47	100-530	27
100-339	47	100-421	47	100-531	27
100-340	47	100-422	47	100-532	27
100-341	47	100-423	47	100-539	27
100-342	47	100-424	47	100-540	27
100-343	47	100-425	47	100-541	27
100-344	47	100-426	47	100-542	27
100-345	47	100-427	47	100-550	47
100-346	47	100-428	47	100-551	47
100-347	47	100-429	47	100-552	47
100-348	47	100-430	54	100-553	47
100-349	47	100-431	47	100-554	47
100-350	47	100-432	54	100-555	47
100-351	47	100-433	52	100-556	47
100-352	47	100-434	52	100-557	47
100-354	47	100-435	48	100-558	47
100-355	47	100-436	48	100-559	47
100-356	47	100-437	48	100-560	47
100-357	47	100-438	48	100-561	47
100-358	47	100-439	48	100-562	47
100-359	47	100-440	48	100-563	47
100-360	47	100-441	48	100-581	90
100-364	47	100-442	48	100-581	241
100-365	47	100-443	48	100-582	90
100-366	52	100-444	48	100-582	241
100-366-BK	52	100-445	48	100-583	90
100-367	48	100-446	48	100-583	241
100-368	48	100-447	48	100-586	90
100-369	48	100-448	48	100-586	241
100-370	48	100-449	48	100-594	90
100-371	47	100-450	69	100-594	241
100-372	50	100-451	69	100-595	241
100-373	47	100-452	69	100-598	89
100-380	50	100-453	69	100-598	241
100-387	47	100-454	69	100-599	175
100-388	47	100-455	69	100-599	241
100-389	47	100-456	48	100-602	89
100-390	47	100-457	48	100-602	241
100-391	47	100-458	48	100-606	89
100-392	47	100-459	48	100-606	241
100-393	47	100-460	70	100-610	241
100-394	49	100-463	221	100-612	84
100-395	47	100-464	221	100-612	227





Part No.	Page No.	Part No.	Page No.	Part No.	Page No.
100-614	84	100-766	186	200-054	104
100-614	227	100-776	187	200-055	104
100-616	84	100-777	111	200-056	104
100-616	227	100-778	111	200-058	104
100-618	84	100-779	111	200-059	104
100-618	227	100-780	186	200-060	94
100-619	84	100-781	78	200-061	104
100-619	227	100-783	78	200-062	104
100-620	84	100-785	78	200-063	104
100-620	227	100-787	78	200-064	104
100-621	84	100-789	78	200-065	94
100-621	227	100-796	78	200-067	94
100-622	84	100-850	89	200-069	94
100-622	227	100-904	81	200-070	104
100-624	216	100-904-BK	81	200-071	104
100-626	216	100-906	80	200-073	104
100-628	216	100-910	21	200-075	104
100-646	216	100-910-VT	21	200-081	94
100-670	81	100-911	21	200-084	94
100-670-BK	81	100-912	22	200-087	94
100-671	81	100-913	22	200-089	94
100-671-BK	81	100-980	25	200-090	94
100-672	81	111B	219	200-092	94
100-672-BK	81	180-077-PACK20	243	200-093	103
100-700	72	180-078-PACK20	243	200-094	103
100-702	72	180-083-PACK20	243	200-095	103
100-704	72	180-094	243	200-096	105
100-706	79	180-205	227	200-097	105
100-708	79	180-208	227	200-098	105
100-710	79	180-220	242	200-099	105
100-712	82	180-222	242	200-100	105
100-712-BK	82	180-228	242	200-101	105
100-714	82	180-230	242	200-102	105
100-714-BK	82	180-231	242	200-103	105
100-715	82	180-232	242	200-104	105
100-715-BK	82	200-001	104	200-105	105
100-716	82	200-002	104	200-106	105
100-716-BK	82	200-003	104	200-107	105
100-718	82	200-004	104	200-108	105
100-718-BK	82	200-005	104	200-109	105
100-719	82	200-006	104	200-110	94
100-719-BK	82	200-007	104	200-115	94
100-720	68	200-008	102	200-116	94
100-722	68	200-008	104	200-117	94
100-726	68	200-009	104	200-118	94
100-728	68	200-011	104	200-120	254
100-730	72	200-012	104	200-122	259
100-731	72	200-013	104	200-123	259
100-732	72	200-014	104	200-124	259
100-733	76	200-015	104	200-125	259
100-734	76	200-016	104	200-126	259
100-736	71	200-017	104	200-128	259
100-737	74	200-018	104	200-129	259
100-738	74	200-019	104	200-130	94
100-739	74	200-043	104	200-131	259
100-753	36	200-044	104	200-135	94
100-753	186	200-046	104	200-136	261
100-754	187	200-047	94	200-137	261
100-757	75	200-048	104	200-140	94
100-758	76	200-049	94	200-141	94
100-760	74	200-050	104	200-142	94
100-762	186	200-052	104	200-145	94
100-763	74	200-053	104	200-146	94

Part No.	Page No.	Part No.	Page No.	Part No.	Page No.
200-147	94	200-256	105	200-402	111
200-149	94	200-257	104	200-403	111
200-150	94	200-257	105	200-404	111
200-151	94	200-259	105	200-405	110
200-152	94	200-261	105	200-406	110
200-153	94	200-262	105	200-407	110
200-154	94	200-263	105	200-408	110
200-155	94	200-264	105	200-411	110
200-156	94	200-265	103	200-427	110
200-157	94	200-266	103	200-428	110
200-158	94	200-267	103	200-429	110
200-159	94	200-268	105	200-430	110
200-168	103	200-286	103	200-431	110
200-169	103	200-287	103	200-435	257
200-170	103	200-290	102	200-437	257
200-171	103	200-298	105	200-460	110
200-172	103	200-300	102	200-462	110
200-173	103	200-301	107	200-464	110
200-174	103	200-302	107	200-466	110
200-175	103	200-310	102	200-470	110
200-176	103	200-319	107	200-472	110
200-177	103	200-320	102	200-474	110
200-178	103	200-324	102	200-476	110
200-179	103	200-326	102	200-480	110
200-180	103	200-329	102	200-481	110
200-181	102	200-330	107	200-482	110
200-182	102	200-330-100	107	200-483	110
200-183	102	200-349	107	200-484	110
200-184	102	200-350	108	200-485	110
200-185	102	200-350	123	200-486	110
200-186	102	200-350	123	200-487	110
200-187	102	200-350-SM	108	200-488	110
200-188	102	200-350-SM	123	200-489	110
200-189	102	200-350-SM	123	200-500	102
200-190	102	200-351	107	200-501	105
200-191	102	200-352	107	200-502	105
200-192	102	200-353	107	200-503	105
200-200	103	200-353-100	107	200-504	105
200-201	105	200-358	107	200-505	105
200-202	103	200-358-100	107	200-510	102
200-203	105	200-361	107	200-511	105
200-204	103	200-363	109	200-512	105
200-205	105	200-364-LCAPC	109	200-513	105
200-206	103	200-365	108	200-517	105
200-209	103	200-365	123	200-520	102
200-216	103	200-365	123	200-524	102
200-218	103	200-365-SM	123	200-525	102
200-219	103	200-366	108	200-526	102
200-220	103	200-366	123	200-530	102
200-222	103	200-377	110	200-533	103
200-224	103	200-378	110	200-534	105
200-226	103	200-379	110	200-535	105
200-227	103	200-382	110	200-536	105
200-228	103	200-384	110	200-537	105
200-229	103	200-389	109	200-538	105
200-236	103	200-390	109	200-552	106
200-238	103	200-391	249	200-553	106
200-248	94	200-392	251	200-554	106
200-251	105	200-395	251	200-555	106
200-252	105	200-398	249	200-556	106
200-253	105	200-399	141	200-557	106
200-254	105	200-399	249	200-558	106
200-255	105	200-401	110	200-559	106



Part No.	Page No.	Part No.	Page No.	Part No.	Page No.
200-560	106	200-911	250	202-022	121
200-561	106	200-921	249	202-024	122
200-562	106	200-930	251	202-025	122
200-563	106	200-931	251	202-026	122
200-565	106	200-950	111	202-027	122
200-566	108	200-951	111	202-028	122
200-567	108	200-952	111	202-029	122
200-568	109	200-985	123	202-030	122
200-569	109	200-987	123	202-031	122
200-570	108	200-987	123	202-033	123
200-571	108	200-989	123	202-034	123
200-576	106	200-991	123	202-035	123
200-577	106	200-994	123	202-036	123
200-578	106	200-995	123	202-037	123
200-591	260	200-998	123	202-038	123
200-592	260	201-001	105	202-040	264
200-593	260	201-002	105	202-041	264
200-594	260	201-003	105	202-043	245
200-595	260	201-005	105	202-044	244
200-596	260	201-010	105	202-045	244
200-597	260	201-021	105	202-046	244
200-598	261	201-022	105	202-048	245
200-600	102	201-023	105	202-050	96
200-602	106	201-025	105	202-052	96
200-602	261	201-030	105	202-054	96
200-603	106	201-041	105	202-056	96
200-604	106	201-042	105	202-058	96
200-610	102	201-043	105	202-059	96
200-613	261	201-045	105	202-060	96
200-615	261	201-130	108	202-061	245
200-616	261	201-131	108	202-062	245
200-617	261	201-132200-364	109	202-064	244
200-618	261	201-133	109	202-064	246
200-619	261	201-135	108	202-065	246
200-620	102	201-136	108	202-066	244
200-630	102	201-137	109	202-066	246
200-634	102	201-138	109	202-069	247
200-635	102	201-251	105	202-070	247
200-636	102	201-252	105	202-071	247
200-678	105	201-253	105	202-080	254
200-680	105	201-254	105	202-081	263
200-682	105	201-256	105	202-082	263
200-684	105	201-600	112	202-083	263
200-686	105	201-601	112	202-084	263
200-688	105	201-602	112	202-086	248
200-690	105	201-610	113	202-087	248
200-692	105	201-611	113	202-088	248
200-694	105	201-620	111	202-090	247
200-696	105	201-621	111	202-091	248
200-699	105	201-622	111	202-092	248
200-735	108	201-623	111	202-093	249
200-737	103	201-624	111	202-094	251
200-864	251	201-625	111	202-095	253
200-866	251	201-626	111	202-096	253
200-868	251	201-627	111	202-097	253
200-870	251	202-000	102	202-098	253
200-872	251	202-001	102	202-104	252
200-874	251	202-002	102	202-107	122
200-876	251	202-003	102	202-108	122
200-903	250	202-004	102	202-109	122
200-903-A	250	202-006	102	202-110	122
200-903-B	250	202-007	102	202-111	263
200-906	250	202-020	121	202-112	263

Part No.	Page No.	Part No.	Page No.	Part No.	Page No.
202-113	252	204-006	94	205-326	94
202-114	252	204-008	94	205-328	94
202-115	253	204-012	94	205-340	95
202-116	253	204-016	94	205-342	95
202-117	253	204-024	94	205-344	95
202-118	254	204-104	94	205-346	95
202-120	264	204-106	94	205-348	95
202-124	246	204-108	94	205-352	95
202-170	102	204-112	94	205-354	95
202-171	103	204-116	94	205-356	95
202-172	105	204-124	94	205-360	95
202-173	102	204-204	95	205-362	95
202-174	103	204-208	95	205-364	95
202-175	105	204-212	95	205-366	95
202-176	104	204-216	95	205-368	95
202-177	102	204-224	95	205-370	95
202-178	103	204-300	104	205-372	95
202-179	105	204-301	104	207-273	95
202-180	102	204-302	104	208-002	114
202-181	103	204-303	104	208-004	115
202-182	105	204-304	104	208-011	117
202-183	102	204-305	104	208-012	117
202-184	103	204-306	104	208-013	117
202-185	105	204-307	104	208-014	117
202-186	102	204-308	104	208-015	117
202-187	103	204-309	104	208-016	117
202-188	105	204-310	104	208-020	116
202-190	102	204-311	104	208-021	116
202-191	103	204-320	106	208-023	114
202-192	105	204-321	106	208-023	115
202-193	102	204-322	106	208-031	121
202-194	103	204-323	104	208-032	121
202-195	105	205-230	94	208-033	121
202-196	102	205-270	95	208-034	121
202-197	103	205-271	95	208-035	121
202-198	105	205-272	95	208-041	121
202-199	102	205-274	95	208-042	121
202-200	103	205-275	95	208-043	121
202-201	105	205-276	95	208-044	121
203-002	262	205-277	95	208-045	121
203-004	262	205-278	95	208-051	121
203-008	262	205-279	95	208-052	121
203-010	262	205-280	95	208-053	121
203-011	262	205-281	95	208-054	121
203-013	262	205-282	95	208-055	121
203-014	262	205-283	95	208-217	117
203-016	262	205-284	95	208-218	117
203-017	262	205-300	94	23-0002	213
203-018	262	205-301	94	23-0002	225
203-019	262	205-302	94	23-0035	225
203-020	262	205-303	94	24-0010	225
203-022	262	205-304	94	24-0015	225
203-024	262	205-305	95	24-0015 -PK100	225
203-026	262	205-306	95	24-0016	225
203-027	262	205-307	95	24-0016-PK100	225
203-028	262	205-308	95	24-0017	225
203-030	262	205-309	95	24-0017-PK100	225
203-036	262	205-310	94	24-0018	225
203-038	262	205-311	94	24-0018-PK100	225
203-040	262	205-312	94	24-0020	225
203-042	262	205-320	94	24-0021	225
203-044	262	205-322	94	24-0022	225
204-004	94	205-324	94	24-0023	225



Part No.	Page No.	Part No.	Page No.	Part No.	Page No.
24-0024	225	450-050	238	524-022-BK	172
24-0025	225	450-055	238	540-302	174
24-0027	225	450-060	238	540-302-BK	174
24-0028	225	450-065	238	540-302-BK-SCHUKO	174
241-012	185	450-070	238	540-302-SCHUKO	174
270219BK	243	450-075	238	540-443-BK	242
270219BU	243	450-080	238	541-006	185
270219WT	243	450-085	238	541-008	185
270219YW	243	450-090	238	541-009	185
270225BK	243	450-095	238	541-010	185
270225WT	243	450-100	238	541-011	185
301-612	113	450-105	238	541-013	185
350-075	247	450-110	238	541-014	185
350-077	247	450-115	238	541-016	185
350-079	247	450-120	239	541-017	185
350-080	247	450-125	239	541-018	185
350-082	247	450-135	239	541-019	185
350-084	247	450-140	239	541-020	185
350-510	243	450-145	239	541-021	185
350-512	243	450-150	239	541-022	185
350-514	243	450-155	239	541-024	185
350-516	243	450-160	239	541-025	185
350-518	243	450-165	239	541-026	185
350-520	243	450-170	239	541-027	185
350-537	243	450-175	239	541-028	185
350-601	234	450-180	239	541-029	185
350-603	234	450-185	239	541-030	185
350-605	234	450-190	239	541-031	185
350-607	234	450-190-SINGLE	239	541-032	185
350-609	235	450-200	239	541-033	185
350-611	235	450-200-SINGLE	239	541-034	185
350-613	235	450-205	239	541-035	185
350-615	236	450-205-SINGLE	239	541-040	185
350-619	236	450-210	239	541-041	185
350-621	236	450-210-SINGLE	239	541-042	185
350-639	87	450-215	239	541-150-20-BK	178
350-639	230	450-215-SINGLE	239	541-150-20-GW	178
350-640	87	450-225	240	541-150-24-BK	178
350-640	230	450-230	240	541-150-24-GW	178
350-641	87	450-235	240	541-150-29-BK	178
350-641	230	450-240	240	541-150-29-GW	178
350-642	87	450-250	240	541-150-32-BK	178
350-642	230	450-260	240	541-150-32-GW	178
350-645	87	450-265	240	541-150-42-BK	178
350-645	230	450-270	240	541-150-42-GW	178
350-750	88	450-275	240	541-150-47-BK	178
35-480	83	450-280	240	541-150-47-GW	178
3USRF	220	450-285	240	541-150-48-BK	178
3USRR	220	450-290	240	541-150-52-BK	178
450-005	237	450-295	240	541-300-20-BK	178
450-010	237	450-300	240	541-300-20-GW	178
450-010-SINGLE	237	450-305	240	541-300-24-BK	178
450-012	237	450-310	240	541-300-24-GW	178
450-015	237	450-315	240	541-300-29-BK	178
450-020	237	450-320	240	541-300-29-GW	178
450-020-SINGLE	237	450-325	240	541-300-32-BK	178
450-025	237	450-340	240	541-300-32-GW	178
450-030	237	450-350	240	541-300-42-BK	178
450-035	237	450-360	240	541-300-42-GW	178
450-035-SINGLE	237	450-365	240	541-300-47-BK	178
450-040	237	450-370	240	541-300-47-GW	178
450-040-SINGLE	237	4USRR	220	541-300-48-BK	178
450-045	238	504-206	95	541-300-52-BK	178

Part No.	Page No.	Part No.	Page No.	Part No.	Page No.
541-742	183	542-2968-GSBN-BK	157	542-4768-WDBN-GW	163
541-752	183	542-2968-GSBN-GW	157	542-47810-GSBF-BK	159
542-001	176	542-2968-WDBN-BK	163	542-47810-GSBF-GW	159
542-002-GE	176	542-2968-WDBN-GW	163	542-47810-WDBF-BK	165
542-005	175	542-29810-GSBF-BK	159	542-47810-WDBF-GW	165
542-006	178	542-29810-GSBF-GW	159	542-4786-GSBF-BK	159
542-020-BK	172	542-29810-WDBF-BK	165	542-4786-GSBF-GW	159
542-020-GE	172	542-29810-WDBF-GW	165	542-4786-WDBF-BK	165
542-021-BK	172	542-2986-GSBF-BK	159	542-4786-WDBF-GW	165
542-021-GE	172	542-2986-GSBF-GW	159	542-4788-GSBF-BK	159
542-022-GE	172	542-2986-WDBF-BK	165	542-4788-GSBF-GW	159
542-023-BK	172	542-2986-WDBF-GW	165	542-4788-WDBF-BK	165
542-023-GE	172	542-2988-GSBF-BK	159	542-4788-WDBF-GW	165
542-024-BK	172	542-2988-GSBF-GW	159	542-960-BK	177
542-024-GE	172	542-2988-WDBF-BK	165	542-960-GE	177
542-026-BK	173	542-2988-WDBF-GW	165	542-966-BK	177
542-026-GE	173	542-33610-GSBN-BK	157	542-966-GE	177
542-027-BK	173	542-33610-GSBN-GW	157	542-968-BK	177
542-027-GE	173	542-3366-GSBN-BK	157	542-968-GE	177
542-028-BK	173	542-3366-GSBN-GW	157	542-980-BK	177
542-028-GE	173	542-3368-GSBN-BK	157	542-980-GE	177
542-029-BK	173	542-3368-GSBN-GW	157	542-986-BK	177
542-029-GE	173	542-33810-GSBF-BK	159	542-986-GE	177
542-042-BK	174	542-33810-GSBF-GW	159	542-988-BK	177
542-042-GE	174	542-3386-GSBF-BK	159	542-988-GE	177
542-044-BK	174	542-3386-GSBF-GW	159	544-006	178
542-044-BK-SCHUKO	174	542-3388-GSBF-BK	159	544-068-BK	176
542-044-GE	174	542-3388-GSBF-GW	159	544-068-GW	176
542-044-GE-SCHUKO	174	542-42610-GSBN-BK	157	544-29610-WDBN-BK	169
542-0610-BK	176	542-42610-GSBN-GW	157	544-29610-WDBN-GW	169
542-0610-GW	176	542-42610-WDBN-BK	163	544-29612-WDBN-BK	169
542-0612-BK	176	542-42610-WDBN-GW	163	544-29612-WDBN-GW	169
542-0612-GW	176	542-4266-GSBN-BK	157	544-29810-WDBR-BK	171
542-066-BK	176	542-4266-GSBN-GW	157	544-29810-WDBR-GW	171
542-066-GW	176	542-4266-WDBN-BK	163	544-29812-WDBR-BK	171
542-0810-BK	176	542-4266-WDBN-GW	163	544-29812-WDBR-GW	171
542-0810-GW	176	542-4268-GSBN-BK	157	544-42610-WDBN-BK	169
542-0812-BK	176	542-4268-GSBN-GW	157	544-42610-WDBN-GW	169
542-0812-GW	176	542-4268-WDBN-BK	163	544-42612-WDBN-BK	169
542-086-BK	176	542-4268-WDBN-GW	163	544-42612-WDBN-GW	169
542-086-GW	176	542-42810-GSBF-BK	159	544-42810-WDBR-BK	171
542-088-BK	176	542-42810-GSBF-GW	159	544-42810-WDBR-GW	171
542-088-GW	176	542-42810-WDBF-BK	165	544-42812-WDBR-BK	171
542-1566-GSBN-BK	157	542-42810-WDBF-GW	165	544-42812-WDBR-GW	171
542-1566-GSBN-GW	157	542-4286-GSBF-BK	159	544-47610-WDBN-BK	169
542-2066-GSBN-BK	157	542-4286-GSBF-GW	159	544-47610-WDBN-GW	169
542-2066-GSBN-GW	157	542-4286-WDBF-BK	165	544-47612-WDBN-BK	169
542-2466-GSBN-BK	157	542-4286-WDBF-GW	165	544-47612-WDBN-GW	169
542-2466-GSBN-GW	157	542-4288-GSBF-BK	159	544-47810-WDBR-BK	171
542-2468-GSBN-BK	157	542-4288-GSBF-GW	159	544-47810-WDBR-GW	171
542-2468-GSBN-GW	157	542-4288-WDBF-BK	165	544-47812-WDBR-BK	171
542-2486-GSBF-BK	159	542-4288-WDBF-GW	165	544-47812-WDBR-GW	171
542-2486-GSBF-GW	159	542-47610-GSBN-BK	157	544-506-BK	177
542-2488-GSBN-BK	159	542-47610-GSBN-GW	157	544-506-GE	177
542-2488-GSBN-GW	159	542-47610-WDBN-BK	163	544-508-BK	177
542-29610-GSBN-BK	157	542-47610-WDBN-GW	163	544-508-GE	177
542-29610-WDBN-BK	163	542-4766-GSBN-BK	157	544-542	175
542-29610-WDBN-GW	163	542-4766-GSBN-GW	157	544-547	175
542-2966-GSBN-BK	157	542-4766-WDBN-BK	163	544-960-BK	177
542-2966-GSBN-GW	157	542-4766-WDBN-GW	163	544-960-GE	177
542-2966-WDBN-BK	163	542-4768-GSBN-BK	157	544-962-BK	177
542-2966-WDBN-GW	163	542-4768-GSBN-GW	157	544-962-GE	177
		542-4768-WDBN-BK	163	544-980-BK	177



Part No.	Page No.	Part No.	Page No.	Part No.	Page No.
544-980-GE	177	555-250	195	BB001MPLBK	64
544-982-BK	177	555-251	195	BB001MPLBU	64
544-982-GE	177	555-252	195	BB001MPLGE	64
550-030	213	555-253	195	BB001MPLGE/X	66
550-240	220	555-270	208	BB001MPLGN	64
550-241	220	555-271	208	BB001MPLGN/X	66
550-250	214	555-272	208	BB001MPLOR	65
550-251	214	555-273	208	BB001MPLPK	65
550-252	214	555-274	208	BB001MPLRD	64
550-253	214	555-275	208	BB001MPLRD/X	66
550-254	214	555-276	208	BB001MPLVT	65
550-255	214	555-277	208	BB001MPLVT/X	66
550-256	215	555-278	208	BB001MPLWT	65
550-257	215	555-280	208	BB001MPLYW	65
550-258	215	555-281	208	BB002MPLBK	64
550-260	217	555-282	208	BB002MPLBU	64
550-261	217	555-283	208	BB002MPLGE	64
550-262	217	555-284	208	BB002MPLGE/X	66
550-263	217	555-285	208	BB002MPLGN	64
550-264	217	555-286	208	BB002MPLOR	65
550-265	218	555-287	208	BB002MPLPK	65
550-266	215	555-288	208	BB002MPLRD	64
550-267	215	555-289	208	BB002MPLRD/X	66
550-270	218	631A	213	BB002MPLVT	65
550-272	218	705 KIT	255	BB002MPLVT/X	66
550-274	218	741-745	183	BB002MPLWT	65
550-276	219	750-010	232	BB002MPLYW	65
550-278	219	750-015	232	BB002MPLYW/X	66
550-400	217	750-025	232	BB003MPLBK	64
550-400	218	750-030	232	BB003MPLBU	64
555-050	201	750-035	232	BB003MPLGE	64
555-051	201	750-040	232	BB003MPLGE/X	66
555-052	201	750-045	233	BB003MPLGN	64
555-053	201	750-055	233	BB003MPLOR	65
555-054	201	750-060	233	BB003MPLPK	65
555-055	201	750-070	233	BB003MPLRD	64
555-060	201	750-085	233	BB003MPLRD/X	66
555-061	201	750-102	87	BB003MPLVT	65
555-062	201	750-102	230	BB003MPLVT/X	66
555-063	201	750-103	87	BB003MPLWT	65
555-064	201	750-103	230	BB003MPLYW	65
555-065	201	8A-1	214	BB004MPLBK	64
555-071	199	AC-F1007	252	BB004MPLBU	64
555-072	199	BB0.2MPLGE	64	BB004MPLGE	64
555-073	199	BB0.2MPLRD	64	BB004MPLGN	64
555-082	199	BB0.5MPLBK	64	BB004MPLOR	65
555-083	199	BB0.5MPLBU	64	BB004MPLRD	64
555-084	199	BB0.5MPLGE	64	BB004MPLVT	65
555-086	199	BB0.5MPLGN	64	BB004MPLYW	65
555-230	196	BB0.5MPLOR	65	BB005MPLBK	64
555-230-AMMETER	196	BB0.5MPLRD	64	BB005MPLBU	64
555-231	196	BB0.5MPLVT	65	BB005MPLGE	64
555-231-AMMETER	196	BB0.5MPLWT	65	BB005MPLGE/X	66
555-232	196	BB0.5MPLYW	65	BB005MPLGN	64
555-232-AMMETER	196	BB0.75MPLBK	64	BB005MPLOR	65
555-240	197	BB0.75MPLBU	64	BB005MPLPK	65
555-241	197	BB0.75MPLGE	64	BB005MPLRD	64
555-242	197	BB0.75MPLGN	64	BB005MPLRD/X	66
555-243	197	BB0.75MPLOR	65	BB005MPLVT	65
555-245	198	BB0.75MPLPK	65	BB005MPLVT/X	66
555-246	198	BB0.75MPLVT	65	BB005MPLWT	65
555-247	198	BB0.75MPLWT	65	BB005MPLWT/X	66
555-248	198	BB0.75MPLYW	65	BB005MPLYW	65

Part No.	Page No.	Part No.	Page No.	Part No.	Page No.
BB005MPLYW/X	66	BB300MPLGE	64	D13-8IECF-EXL	194
BB006MPLBU	64	BB300MPLWT	65	D16-10-EXL	193
BB006MPLGE	64	BB7.5MPLRD	64	D16-12-EXL	193
BB006MPLGN	64	BB50.2MPLGE	67	D16-4H-EXL	193
BB006MPLOR	65	BB50.5MPLGE	67	D16-6H-EXL	193
BB006MPLRD	64	BB5001MPLBU	67	D16-8-EXL	193
BB006MPLVT	65	BB5001MPLGE	67	D32-10-EXL	193
BB006MPLWT	65	BB5001MPLGN	67	D32-12-EXL	193
BB006MPLYW	65	BB5001MPLRD	67	D32-4H-EXL	193
BB007MPLBK	64	BB5001MPLRD/X	67	D32-8-EXL	193
BB007MPLBU	64	BB5002MPLGE	67	EPFU_MA12B_2000	127
BB007MPLGE	64	BB5003MPLBU	67	EPFU_MA12F_2000	127
BB007MPLGN	64	BB5003MPLGE	67	EPFU_MA4F_2000	127
BB007MPLOR	65	BB5003MPLGN	67	EPFU_MA8B_2000	127
BB007MPLRD	64	BB5003MPLRD	67	EPFU_MA8F_2000	127
BB007MPLVT	65	BB5003MPLRD/X	67	EPFU_OM3_12F_2000	127
BB007MPLWT	65	BB5003MPLYW	67	EPFU_OM3_4F_2000	127
BB007MPLYW	65	BB5005MPLGE	67	EPFU_OM3_8F_2000	127
BB008MPLBK	64	BB5007MPLGE	67	E-V-OVF-1	257
BB008MPLBU	64	BB5010MPLGE	67	FT500	256
BB008MPLGE	64	BB5150MPLGE	67	FTK1000	256
BB008MPLGN	64	BRDE335	74	FTK1450/E	256
BB008MPLOR	65	CL1150/30	228	IVU3	174
BB008MPLRD	64	CL1200/30	228	IVU3-BK	174
BB008MPLYW	65	CL1300/30	228	IVU6	174
BB009MPLBU	64	CL1500/30	228	IVU6-BK	174
BB009MPLGE	64	CL3300/20	228	LB3	214
BB009MPLGN	64	CL3500/20	228	LB3	215
BB010MPLBK	64	CLS1200/15	228	M6CNU	142
BB010MPLBU	64	CLS1300/15	228	MOD4F	213
BB010MPLGE	64	CLS1500/15	228	MOD6F	213
BB010MPLGE/X	66	CT-30A	255	MOD8F	213
BB010MPLGN	64	CTO5015	228	NFC-kit-case	256
BB010MPLOR	65	CV-100	242	NFM110	256
BB010MPLRD	64	CV-100B	242	PSDE335	74
BB010MPLVT	65	CV-100K	242	PSDE336	74
BB010MPLWT	65	CV-160LB	242	SBDE335	74
BB010MPLYW	65	CV-200M	242	TC002P	211
BB015MPLBK	64	CV-200MB	242	TC003P	211
BB015MPLBU	64	CV-203	242	TC004P	211
BB015MPLGE	64	CV-203B	242	TC006P	211
BB015MPLGN	64	CV-300	242	TC010P	211
BB015MPLOR	65	CV-300B	242	TC010PE	211
BB015MPLRD	64	CV-368	242	TC010PE-INEX	212
BB015MPLVT	65	CV-368B	242	TC020P	211
BB015MPLWT	65	D13-10-EXL	191	TC020PE	211
BB015MPLYW	65	D13-10F-EXL	192	TC020PE-INEX	212
BB150MPLBK	64	D13-10IEC-EXL	194	TC025P	211
BB150MPLBU	64	D13-12-EXL	191	TC025PE	211
BB150MPLGE	64	D13-12F-EXL	192	TC025PE-INEX	212
BB150MPLGN	64	D13-12IEC-EXL	194	TC032PE	211
BB150MPLRD	64	D13-4H-EXL	191	TC040PE	211
BB150MPLVT	65	D13-4HF-EXL	192	TC050PE	211
BB150MPLWT	65	D13-5-EXL	191	TC050PE-INEX	212
BB150MPLWT	65	D13-5H-EXL	191	TC100PE	211
BB150MPLYW	65	D13-5HF-EXL	192	TC100PE-INEX	212
BB200MPLBU	64	D13-6-EXL	191	TC160PE	211
BB200MPLGE	64	D13-6H-EXL	191	TC200PE	211
BB200MPLGN	64	D13-6HF-EXL	192	TC200PE-INEX	212
BB200MPLRD	64	D13-6HIEC-EXL	194	TC3-5W	244
BB200MPLWT	65	D13-6HIECF-EXL	194	TC5-7B	244
BB200MPLYW	65	D13-8-EXL	191	TC5-7W	244
BB250MPLGE	64	D13-8F-EXL	192	TC7-10B	244





Part No.	Page No.	Part No.	Page No.	Part No.	Page No.
TC7-10W	244	WBFP21.390SG	181	XEXSCO1364	140
TCJF5005PB	212	WBFP21.390SGB	181	XEXSCO1365	140
TCJF5010PB	212	WBFP21.5SG	181	XEXSCO1366	140
TCJF5020PB	212	WBFP21.5SGB	181	XEXSCO1367	140
TCJF5050PB	212	WBFP6.390SG	181	XEXSCO1368	140
TCJF5100PB	212	WBFP6.390SGB	181	XEXSCO1369	140
T-HM-6323	262	WBFP6.5SG	181	XKTSC00094	134
WB12.390SG	181	WBFP6.5SGB	181	XKTSC00165	141
WB12.390SG-BK	181	WBFP6.6SG	181	XKTSC00171	142
WB12.5SG	181	WBFP6.6SGB	181	XKTSC00172	142
WB12.5SGB	181	WBFP9.390SG	181	XKTSC00257	138
WB12.6SG	181	WBFP9.390SGB	181	XKTSC00257	142
WB12.6SGB	181	WBFP9.5SG	181	XKTSC00272	131
WB15.390SG	181	WBFP9.5SGB	181	XKTSC00278	130
WB15.390SG-BK	181	WBFP9.6SG	181	XPESCO0054	133
WB15.5SG	181	WBFP9.6SGB	181		
WB15.5SGB	181	XBFSC00001	145		
WB15.6SG	181	XBFSC00023	144		
WB15.6SGB	181	XBFSC00025	138		
WB18.390SG	181	XBFSC00026	138		
WB18.390SG-BK	181	XBFSC00041	145		
WB18.5SG	181	XBFSC00045	147		
WB18.5SGB	181	XBFSC00075	131		
WB18.6SG	181	XBFSC00075	144		
WB18.6SGB	181	XBFSC00076	131		
WB21.390SG	181	XBFSC00076	144		
WB21.390SG-BK	181	XBFSC00077	136		
WB21.5SG	181	XBFSC00077	144		
WB21.5SGB	181	XBFSC00078	145		
WB21.6SG	181	XBFSC00092	133		
WB21.6SGB	181	XBFSC00134	137		
WB21FP.6SG	181	XBFSC00150	135		
WB21FP.6SGB	181	XBFSC00151	134		
WB6.390SG	181	XBFSC00216	130		
WB6.390SG-BK	181	XBFSC00217	130		
WB6.5SG	181	XBFSC00218	130		
WB6.5SGB	181	XBFSC00219	130		
WB6.6SG	181	XBFSC00220	130		
WB6.6SGB	181	XBFSC00221			
WB9.390SG	181	XBFSC00250	131		
WB9.390SG-BK	181	XBFSC00260	131		
WB9.5SG	181	XBFSC00277	131		
WB9.5SGB	181	XBFSC00295	143		
WB9.6SG	181	XBFSC00322	130		
WB9.6SGB	181	XBFSC00324	130		
WBFP12.390SG	181	XBFSC00325	130		
WBFP12.390SGB	181	XBFSC00326	130		
WBFP12.5SG	181	XBFSC00327	130		
WBFP12.5SGB	181	XBFSC00329	130		
WBFP12.6SG	181	XBFSC00331	130		
WBFP12.6SGB	181	XBFSC00370	132		
WBFP15.390SG	181	XBFSC00370	132		
WBFP15.390SGB	181	XBFSC00371	132		
WBFP15.5SG	181	XBFSC00372	132		
WBFP15.5SGB	181	XBFSC00372	132		
WBFP15.6SG	181	XCPSC00298	146		
WBFP15.6SGB	181	XCPSC00299	146		
WBFP18.390SG	181	XCPSC00300	146		
WBFP18.390SGB	181	XCPSC00363	136		
WBFP18.5SG	181	XCPSC00670	133		
WBFP18.5SGB	181	XCPSC00671	134		
WBFP18.6SG	181	XEXSCO0914	139		
WBFP18.6SGB	181	XEXSCO1129	141		





www.excel-networking.com

To find out all of the latest news and information on Excel and view the online catalogue please visit [www.excel-networking.com](http://www.excel-networking.com)

You can quickly find all of the relevant product information that you need and download specification sheets and third party verification certificates where they are available.

Click on the 'Downloads' button to download Excel Brochures, Catalogues, the Encyclopaedia, Specification Sheets, White Papers and much more.

Add [www.excel-networking.com](http://www.excel-networking.com) to your favourites list.



The screenshot shows the Excel Networking website. At the top is a navigation bar with links: Home, Catalogue, Reference Sites, Downloads, About Us, Videos, Support, and Blog. There's also a search bar and a language selector set to English. The main banner features the text "BetterSPACE" with a sub-headline: "Available in different colours, heights, footprints and configurations from our UK facility... makes the ER Series a better choice. Click here." Below the banner is a category filter bar with tabs: Copper, Fibre, Racks and Open Frames, Voice Cabling, and a "You are here: Catalogue" link. The "Catalogue" section displays a grid of product images with labels: Copper, Fibre, Racks and Open Frames, Voice Cabling, Power Distribution Units, Coaxial Cabling, Multicore Cabling, Containment Systems, Tooling & Testing, Consumables & Labelling, and Excel Accessories. At the bottom, there's a table with five columns: About Us, Catalogue, Configurators, Downloads, Support, and Videos. Each column contains a list of links related to that section. For example, the "Catalogue" column lists Copper, Fibre, Racks and Open Frames, Voice Cabling, Power Distribution Units, Coaxial Cabling, Multicore Cabling, Containment Systems, Tooling & Testing, Consumables & Labelling, and Excel Accessories. The "Downloads" column lists Specification Sheets, Third Party Verification, Excel Encyclopaedia, Excel Product Guide, and The Environ Family. The "Support" column lists 25 Year Warranty, Become an Excel Cabling Partner (CPA), Knowledge Base, and Excel Partner Application. The "Videos" column lists 25 Year Warranty, Become an Excel Cabling Partner (CPA), Knowledge Base, and Excel Partner Application. At the very bottom, there are logos for various certifications and a footer with copyright information and a "Site by Red Ant" credit.



#### European Headquarters

Excel House  
Junction Six Industrial Park  
Electric Avenue  
Birmingham B6 7JJ  
England

**T:** +44 (0)121 326 7557

**E:** [sales@excel-networking.com](mailto:sales@excel-networking.com)

#### Middle East & Africa Headquarters

PO Box 293695  
Office 11A, Gold Tower  
Cluster I  
Jumeirah Lakes Towers  
Dubai  
United Arab Emirates

**T:** +971 4 421 4352

**E:** [salesme@excel-networking.com](mailto:salesme@excel-networking.com)



Certificate No. FS 547274



Certificate No. EMS 542863



The Excel Product Guide is printed on FSC certified paper which includes recycled fibres

[www.excel-networking.com](http://www.excel-networking.com)